

RIC Regents Scanning

ASAP Web Application For Regents Reporting

Student Data Services

Eastern Suffolk BOCES
Instructional Support Center at Sequoya
750 Waverly Avenue
Holtsville, NY 11742
Phone (631) 218-4195
Fax (631) 240-8967

Joseph P. Stern
Divisional Administrator
(631) 244-4240

Charlie King
Program Administrator
(631) 419-1676

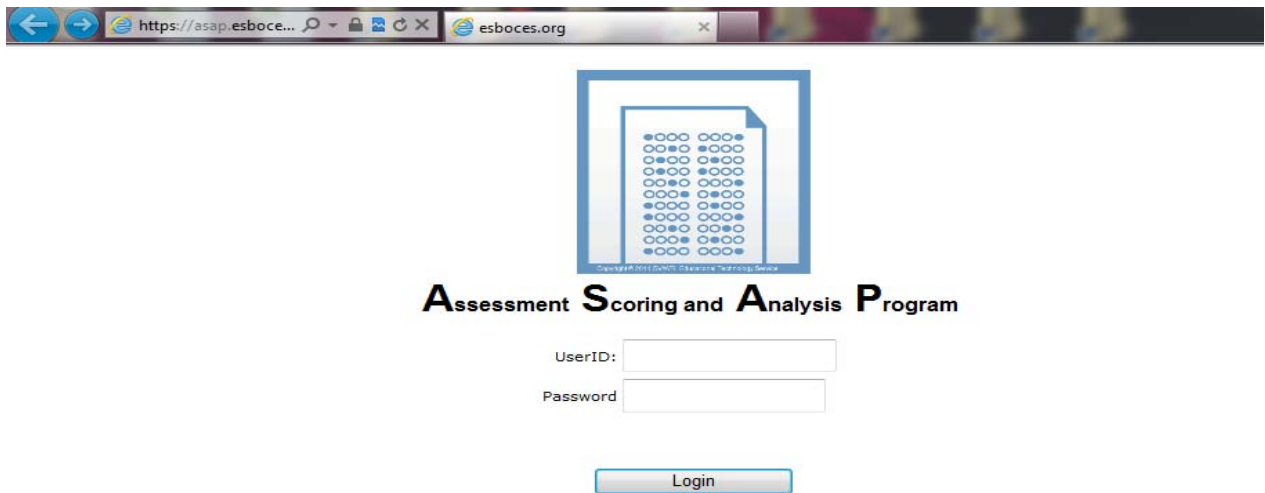
Vanessa Biagioli-Dittrich
Administrative Coordinator
(631) 419-1688

ASAP = Assessment Scoring and Analysis Program

ASAP is a web-based application used to collect the data from Regents answer sheets. It also provides a broad assortment of Regents reports.

- ASAP accounts must be requested through Eastern Suffolk BOCES.
- Account Designees must have permission to view all district students.
- Account Designees will be expected to disseminate all Regents ASAP score reports to appropriate building personnel in a timely manner.
- Account Designees will sign a form stating that they agree to adhere to all FERPA regulations regarding access to this information.

The web address is: <https://asap.esboce.org>



Assessment **S**coring and **A**nalysis **P**rogram

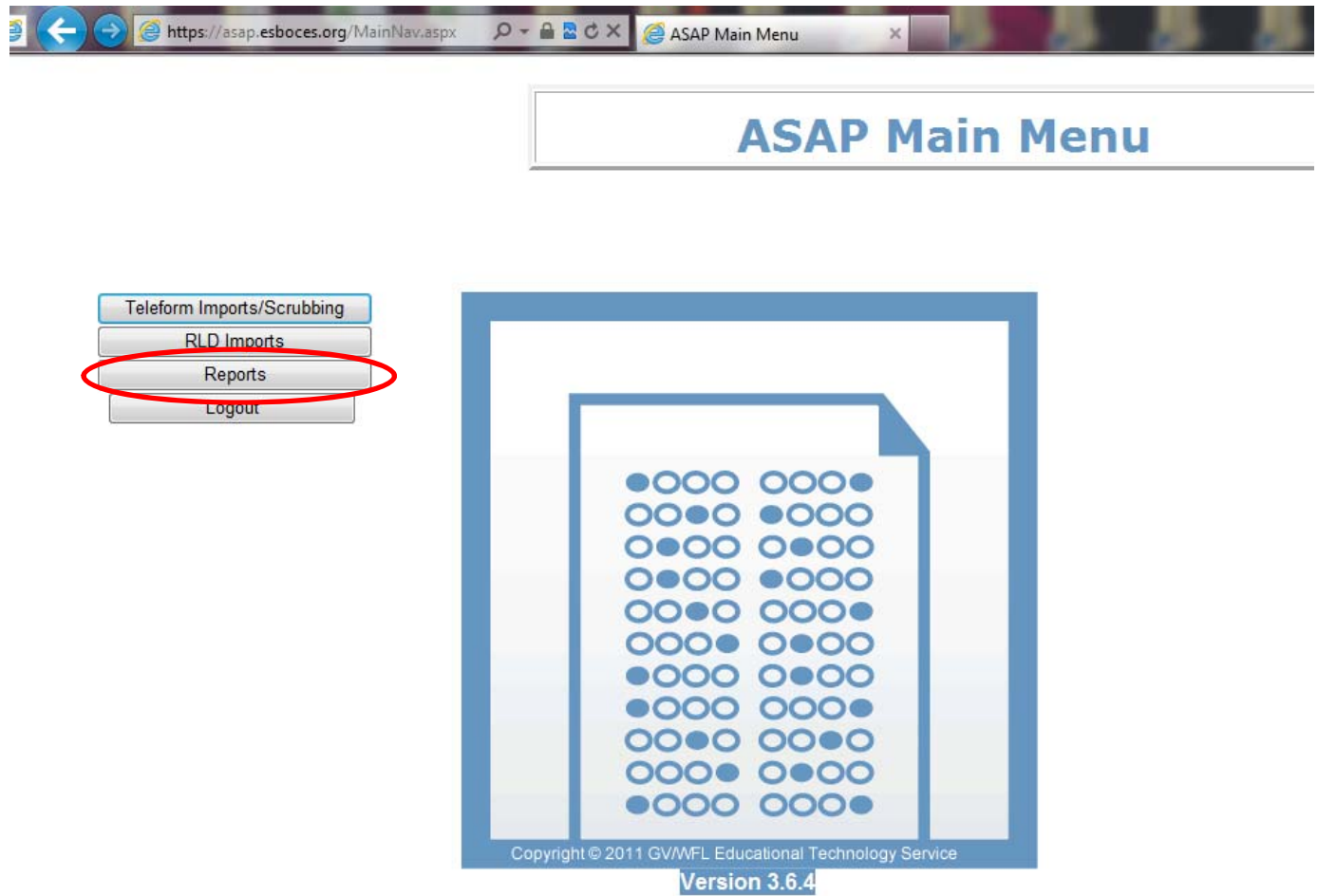
UserID:

Password

After a successful login, you will see the main menu screen.

➔ **Select the Reports button.**

(The Teleform Imports/Scrubbing button is used by Student Data Services to import scan data and score it.)



You will see the ASAP Reports Screen.

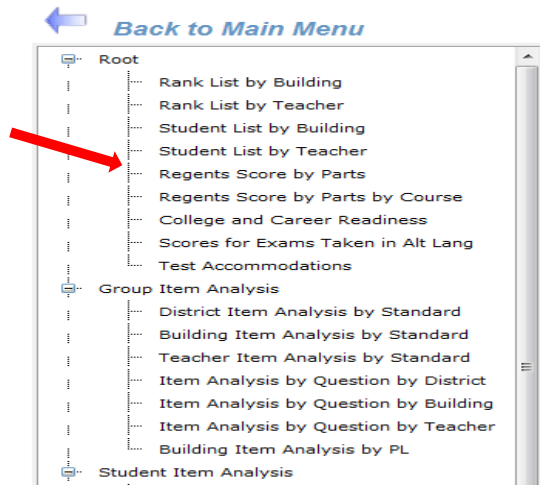
The reports are organized by report type in a “tree”. Each report type is a branch.

The quick score reports are located at the “Root”.

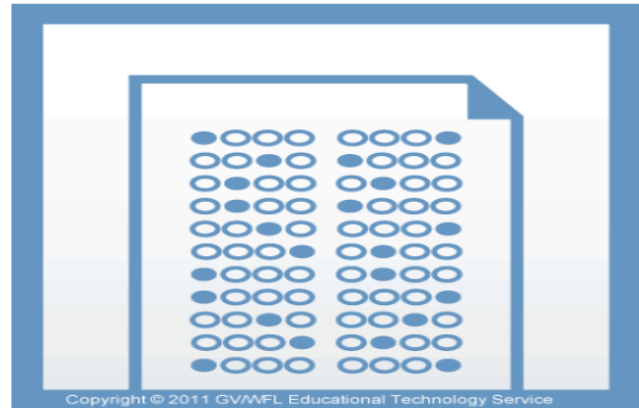
To run a report,

➔ Select the link to the report in the tree.

Selection boxes will be displayed next.



ASAP Reports



Assessments are displayed by School Year End Date, Admin Month, Assessment Name.

ASAP Reports

**Report Parameters for:
Regents Score by Parts**

Pick District

Location

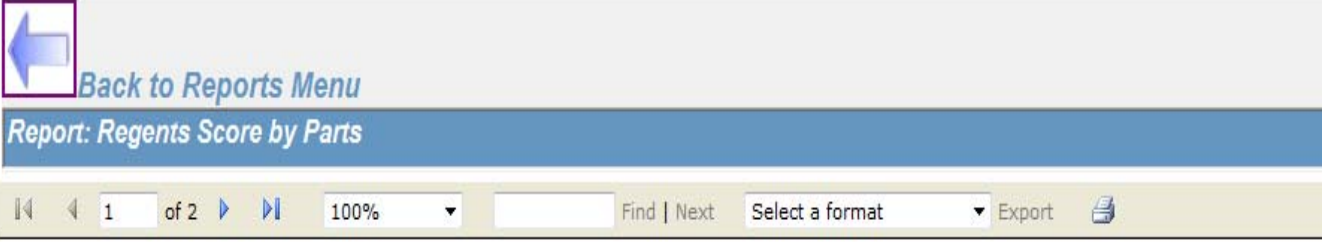
Assessment

Pick an Assessment			
2013-06-30	January	Regents	Comprehensive English
2012-06-30	January	Regents	Algebra 2/Trigonometry
2012-06-30	January	Regents	Comprehensive English
2012-06-30	January	Regents	Geometry
2012-06-30	January	Regents	Global History and Geography
2012-06-30	January	Regents	Integrated Algebra
2012-06-30	January	Regents	Living Environment
2012-06-30	January	Regents	Physical Setting/Chemistry
2012-06-30	January	Regents	Physical Setting/Earth Science
2012-06-30	January	Regents	U.S. History and Government

Click Submit.

The report will display on the next screen.

At the top of the report screen, the report name appears along with the following controls:



Back to Reports Menu
Report: Regents Score by Parts


Navigation controls: back, forward, page 1 of 2, 100% zoom, search box, Find | Next, Select a format, Export

Annotations:

- Arrows to navigate between pages
- Box to increase or decrease report size on screen
- Search box (i.e. use to find a student by entering a last name)
- Select PDF or Excel format and click export to save report electronically
- Button to print the report

To run another report,

Click the “Back to Reports Menu” arrow button at the top of the Report page to return to the Reports Menu.



Back to Reports Menu
Report: Regents Score by Parts

ASAP: Regents Score Report Displayed by Parts Page 1 of 2
Rev: 10.0 11/20/2013 9:59:24 AM

Regents ELA - Jan							
NY280000 Sample District							
Sample Location							
School	Teacher	Score Range Distribution					
Sample Location	Missing from Level 0		PL01	PL02	PL03	PL04	Total
		# Students	2	0	2	0	4
		% Students	50%	0%	50%	0%	100%
Teacher:		Missing from Level 0					
	Exam Part	1	2	3	4	5	Scaled Score

⊘ Do NOT use the browser back button.


To logout,

➔ Click the Back to Main Menu arrow button from the Reports Menu

ASAP Reports




- Root
 - Rank List by Building
 - Rank List by Teacher
 - Student List by Building
 - Student List by Teacher
 - Regents Score by Parts
 - Regents Score by Parts by Course
 - College and Career Readiness
 - Scores for Exams Taken in Alt Lang
 - Test Accommodations
 - Group Item Analysis
 - District Item Analysis by Standard
 - Building Item Analysis by Standard
 - Teacher Item Analysis by Standard
 - Item Analysis by Question by District
 - Item Analysis by Question by Building
 - Item Analysis by Question by Teacher
 - Building Item Analysis by PL
 - Student Item Analysis
 - Student Item Analysis Multi
 - Student Item Analysis Multi under 65



➔ Select the Logout button from the ASAP Main Menu.

ASAP Main Menu

- Teleform Imports/Scrubbing
- RLD Imports
- Reports
- Logout



Report descriptions and Samples
(Student names and ID numbers are fictitious)

Rank List by Teacher – High to Low listing of students’ scale scores and performance levels grouped by teacher.

ASAP: Rank List by Teacher					Page 1 of 2
Rev. 10.0					11/15/2013 3:17:50 PM
NY280000		Sample District			
Subject: Regents ELA - Jan			Test Date: 2013-01-22		
Sample Location					
Teacher: Missing from Level 0					
Student Id	Student Name	Grade	Scaled Score	Perf. Level	
1	111444777	N/A	69	03	
2	454545454	N/A	69	03	
3	656565656	N/A	22	01	
4	222666555	N/A	22	01	
Count = 4		Average	45.50		

Regents Score by Parts – Lists students alphabetically by location and shows part scores as well as the scale score. If the scale score is less than 65, it will be highlighted in yellow.

ASAP: Regents Score Report Displayed by Parts								Page
Rev. 10.0								11/15/2013 3:2
Regents Integrated Algebra - Jan								
NY280000 Sample District								
Sample Location								
School	Teacher		Score Range Distribution					
Sample Location	N/A		PL01	PL02	PL03	PL04	Total	
		# Students	37	60	102	1	200	
		% Students	19%	30%	51%	1%	100%	
Teacher:		N/A						
Exam Part	1	2	3	4	Scaled Score			
100000100 SampleLN100, SampleFN100	24.0	1.0	2.0	0.0	62			
100000101 SampleLN101, SampleFN101	12.0	3.0	0.0	4.0	52			
100000102 SampleLN102, SampleFN102	12.0	4.0	4.0	3.0	57			
100000103 SampleLN103, SampleFN103	16.0	1.0	0.0	0.0	49			

Student Item Analysis by Standard

Student Item Analysis by Standard under 65

Provides the points the student earned for each question grouped by standard along with the total points the student earned for all of the questions mapped to each particular standard. (The Under 65 version of this report only includes students scoring under 65.)

ASAP: Student Item Analysis by Standard

Regents Integrated Algebra - Jan

Standard	Description	Q Type	Q #	Earned	Avail.	Ques Type	% for Ques type
NY280000	Sample District						
Sample Location		Regents Integrated Algebra - Jan					
Sample LN100, Sample FN100		Teacher: NA					
A	Algebra						
		MC	1	2.0	2		
		MC	2	0.0	2		
		MC	5	0.0	2		
		MC	8	2.0	2		
		MC	13	0.0	2		
		MC	14	2.0	2		
		MC	15	2.0	2		
		MC	16	2.0	2		
		MC	18	0.0	2		
		MC	19	0.0	2		
		MC	21	2.0	2		
		MC	22	0.0	2		
		MC	23	0.0	2		
		MC	25	0.0	2		
		MC	26	0.0	2		
		MC	27	0.0	2		
		MC	28	0.0	2		
		MC	30	0.0	2		
						MC	33 %
		CR	33	0.0	2		
		CR	34	0.0	3		
		CR	37	0.0	4		
						CR	0 %
	21 Questions Avg=12 / 45 points						
G	Geometry						
		MC	4	0.0	2		

ASAP: Student Item Analysis by Standard (cont'd)

Standard	Description	O Type	O #	Earned	Avail.	Ques Type	% for Ques type
						MC	40 %
		CR	31	0.0	2		
		CR	35	1.0	3		
						CR	20 %
7 Questions Avg= 5 / 15 points							
M	Measurement						
		MC	9	0.0	2		
						MC	0 %
		CR	36	1.0	3		
						CR	33 %
2 Questions Avg= 1 / 5 points							
O	Number Sense and Operations						
		MC	3	2.0	2		
		MC	24	0.0	2		
						MC	50 %
		CR	39	0.0	4		
						CR	0 %
3 Questions Avg= 2 / 8 points							
P	Probability and Statistics						
		MC	11	2.0	2		
		MC	12	0.0	2		
		MC	20	2.0	2		
		MC	29	2.0	2		
						MC	75 %
		CR	32	1.0	2		
		CR	38	0.0	4		

District Item Analysis by Standard
Building Item Analysis by Standard
Teacher Item Analysis by Standard

The Item Analysis by Standard reports can be sorted by District, Building, or Teacher. These reports provide a percentage of the total available points that the students earned for each question. The data is grouped by standard and shows the percentage of the total available points that the students earned for each question mapped to that standard.

ASAP: Building Item Analysis by Standard

Rev. 10.0

Regents Integrated Algebra - Jan

Standard	Description	Question Type	Question Number	% of Available Points Earned	Ques Type	% for Ques type	Max Points
NY280000	Sample District						
Sample Location							
A	Algebra						
		MC	1	63.5 %			2
		MC	2	41.5 %			2
		MC	5	51.0 %			2
		MC	8	42.5 %			2
		MC	13	59.0 %			2
		MC	14	42.0 %			2
		MC	15	55.0 %			2
		MC	16	50.0 %			2
		MC	18	29.5 %			2
		MC	19	26.5 %			2
		MC	21	43.0 %			2
		MC	22	22.0 %			2
		MC	23	34.5 %			2
		MC	25	24.0 %			2
		MC	26	27.0 %			2
		MC	27	30.5 %			2
		MC	28	0.0 %			2
		MC	30	7.5 %			2
					MC	36.1 %	
		CR	33	23.3 %			2
		CR	34	36.0 %			3
		CR	37	4.3 %			4
					CR	19.1 %	
	21 Questions Avg= 14.7 / 45 points						
G	Geometry						
		MC	4	37.0 %			2
		MC	6	69.5 %			2
		MC	7	70.0 %			2
		MC	10	46.5 %			2
		MC	17	29.0 %			2

Building Item Analysis by Performance Level

This report provides counts of students by each performance level and the percent of students earning points for each question.

ASAP: Building Item Analysis Report

Page 1 of 2

Rev. 10.0

11/15/2013 3:56:01 PM

NY280000 Sample District

Regents Comprehensive English 2013-01-22

School Name	Building Score Range Distribution				
	PL01	PL02	PL03	PL04	Total
Sample Locatbn	1	0	1	0	2
Sample Locatbn	2	0	2	0	4

Percent of Points Earned by Score Range

% of pts earned by students scoring in performance level

% of pts earned by students scoring in performance level

Q#	Type	PL 01	PL 02	PL 03	PL 04
1	MC	.0%	.0%	.0%	.0%
3	MC	100.0%	.0%	100.0%	.0%
4	MC	100.0%	.0%	100.0%	.0%
5	MC	100.0%	.0%	100.0%	.0%
6	MC	.0%	.0%	.0%	.0%
7	MC	100.0%	.0%	100.0%	.0%
9	MC	.0%	.0%	100.0%	.0%
10	MC	.0%	.0%	.0%	.0%
11	MC	.0%	.0%	100.0%	.0%
12	MC	.0%	.0%	.0%	.0%
13	MC	.0%	.0%	.0%	.0%
14	MC	100.0%	.0%	.0%	.0%
15	MC	.0%	.0%	.0%	.0%
16	MC	.0%	.0%	100.0%	.0%
17	MC	.0%	.0%	.0%	.0%
18	MC	.0%	.0%	.0%	.0%
19	MC	.0%	.0%	100.0%	.0%
20	MC	.0%	.0%	100.0%	.0%
22	MC	.0%	.0%	100.0%	.0%
24	MC	.0%	.0%	100.0%	.0%
26	CR	50.0%	.0%	100.0%	.0%
28	CR	16.7%	.0%	83.3%	.0%

Q#	Type	PL 01	PL 02	PL 03	PL 04
----	------	-------	-------	-------	-------

Part	Average Score by Exam Parts					Points	Scale Score
	Part1	Part2	Part3	Part4	Part5		
Maximum	8.0	12.0	5.0	4.0	6.0	35.0	
Average	4.0	3.0	1.5	3.0	3.0		45.5

Item Analysis by Question by District
 Item Analysis by Question by Building
 Item Analysis by Question by Teacher

This report provides the count and percent of students that selected each distractor for a Multiple Choice (MC) question.

It also provides the count and percent of students who earned each different point value for a Constructed Response (CR) question.

It can be sorted by District, Building or Teacher.

*The report includes # Tested and % Passing

ASAP: Item Analysis by Question by Building

Rev. 10.0

11/18/12

Q #	Type	Max	Cor	Blank	Zero		Response 1		Response 2		Response 3		Response 4		Response 5		Response 6	
					#	%	#	%	#	%	#	%	#	%	#	%	#	%
NY280000 Sample District																		
Regents Integrated Algebra - Jan Test Date: 2012-01-24																		
Sample Location		# Students = 200				Passing = 103				Pass % = 52				# Failing = 97				
1	MC	2	2	0	0	27	14	127	64	17	9	29	15	0	0	0	0	
2	MC	2	1	1	0	83	42	89	45	13	7	14	7	0	0	0	0	
3	MC	2	3	0	0	37	19	10	5	138	68	17	9	0	0	0	0	
4	MC	2	3	1	0	10	5	8	4	74	37	107	54	0	0	0	0	
5	MC	2	3	0	0	24	12	25	13	102	51	49	25	0	0	0	0	
6	MC	2	4	0	0	17	9	12	6	32	16	139	70	0	0	0	0	
7	MC	2	1	0	0	140	70	12	6	11	6	37	19	0	0	0	0	
8	MC	2	3	0	0	49	25	47	24	85	43	19	10	0	0	0	0	
9	MC	2	2	0	0	48	24	64	32	52	26	36	18	0	0	0	0	
10	MC	2	1	0	0	93	47	60	30	32	16	15	8	0	0	0	0	
11	MC	2	2	0	0	14	7	96	48	17	9	73	37	0	0	0	0	
12	MC	2	2	0	0	13	7	11	6	115	58	61	31	0	0	0	0	
13	MC	2	1	0	0	118	59	47	24	20	10	15	8	0	0	0	0	
14	MC	2	1	0	0	84	42	36	18	30	15	50	25	0	0	0	0	
15	MC	2	4	0	0	27	14	23	12	40	20	110	55	0	0	0	0	
16	MC	2	4	0	0	21	11	32	16	47	24	100	50	0	0	0	0	
17	MC	2	1	0	0	58	29	91	46	20	10	31	16	0	0	0	0	
18	MC	2	4	0	0	37	19	33	17	71	36	59	30	0	0	0	0	
19	MC	2	1	4	0	53	27	36	18	66	33	41	21	0	0	0	0	
20	MC	2	3	0	0	49	25	48	24	71	36	32	16	0	0	0	0	
21	MC	2	1	2	0	86	43	48	24	55	28	9	5	0	0	0	0	
22	MC	2	4	1	0	18	9	26	13	111	56	44	22	0	0	0	0	
23	MC	2	1	0	0	69	35	65	33	38	19	28	14	0	0	0	0	

Student Item Analysis Multi

Student Item Analysis Multi Under 65

This is a matrix type report that provides the following information for each student for each question: student's response, correct response, points earned, and points available.

The under 65 version only includes students who scored under 65.

ASAP: Student Item Analysis (Multiple per page)

Rev. 10.0

11/18/2013 9:28

Sample District

Regents Integrated Algebra 2012-01-24

Regents Integrated Algebra - Jan			1	2	3	4	5	6	7	8	9	10	11	12	13	14	15	16	17	18	19	20	21	22	23	24	25	26	27	28	29	30	31	32	33	34	35	36	37	38	39				
Sample Location	N/A	SampleLN100, SampleRN 100, 100000100 Scaled Score = 62	Response	2	2	3	1	2	4	1	3	4	2	2	4	4	1	4	4	2	2	3	3	1	3	3	2	2	4	4	1.00	4	4	0	1	0	0	1	1	0	0	0			
		Correct Response	2	1	3	3	3	4	1	3	2	1	2	2	1	1	4	4	1	4	1	3	1	4	1	3	4	3	2	1	4	2													
		Points Earned	2.0	0.0	2.0	0.0	0.0	2.0	2.0	2.0	0.0	0.0	2.0	0.0	0.0	2.0	2.0	2.0	2.0	2.0	2.0	2.0	2.0	0.0	2.0	2.0	0.0	0.0	0.0	0.0	2.0	2.0	0.0	0.0	1.0	0.0	0.0	1.0	1.0	0.0	0.0	0.0	0.0		
		Max/Min	2	2	2	2	2	2	2	2	2	2	2	2	2	2	2	2	2	2	2	2	2	2	2	2	2	2	2	2	2	2	2	2	2	2	2	3	3	3	3	4	4	4	
SampleLN101, SampleRN 101, 100000101 Scaled Score = 52	Response	2	2	4	1	3	4	2	2	4	2	4	4	3	2	3	4	1	3	2	1	2	3	1	1	1	2	1	3.00	1	1	2	1	0	0	0	0	0	0	4	0				
	Correct Response	2	1	3	3	3	4	1	3	2	1	2	2	1	1	4	4	1	4	1	3	1	4	1	3	4	3	2	1	4	2														
	Points Earned	2.0	0.0	0.0	0.0	2.0	2.0	0.0	0.0	0.0	0.0	0.0	0.0	0.0	0.0	0.0	0.0	2.0	2.0	0.0	0.0	0.0	0.0	0.0	0.0	2.0	0.0	0.0	0.0	0.0	0.0	0.0	2.0	1.0	0.0	0.0	0.0	0.0	0.0	0.0	4.0	0.0			
	Max/Min	2	2	2	2	2	2	2	2	2	2	2	2	2	2	2	2	2	2	2	2	2	2	2	2	2	2	2	2	2	2	2	2	2	2	2	3	3	3	3	4	4	4		
SampleLN102, SampleRN 102, 100000102 Scaled Score = 57	Response	2	1	1	4	4	4	3	1	4	2	4	3	1	4	4	3	2	2	4	1	2	3	2	3	2	2	3	1.00	1	3	2	2	0	0	3	1	0	3	0					
	Correct Response	2	1	3	3	3	4	1	3	2	1	2	2	1	1	4	4	1	4	1	3	1	4	1	3	4	3	2	1	4	2														
	Points Earned	2.0	2.0	0.0	0.0	0.0	2.0	0.0	0.0	0.0	0.0	0.0	0.0	0.0	2.0	0.0	2.0	0.0	0.0	0.0	0.0	0.0	0.0	0.0	0.0	0.0	2.0	0.0	0.0	0.0	0.0	0.0	2.0	2.0	0.0	0.0	3.0	1.0	0.0	3.0	0.0				
	Max/Min	2	2	2	2	2	2	2	2	2	2	2	2	2	2	2	2	2	2	2	2	2	2	2	2	2	2	2	2	2	2	2	2	2	2	2	3	3	3	3	4	4	4		
SampleLN103, SampleRN 103, 100000103 Scaled Score = 49	Response	1	4	3	4	1	4	1	1	3	1	2	3	1	3	3	1	2	3	4	2	2	3	2	2	2	2	3	1	2.00	4	3	0	1	0	0	0	0	0	0	0				
	Correct Response	2	1	3	3	3	4	1	3	2	1	2	2	1	1	4	4	1	4	1	3	1	4	1	3	4	3	2	1	4	2														
	Points Earned	0.0	0.0	2.0	0.0	0.0	2.0	2.0	0.0	0.0	2.0	2.0	0.0	0.0	0.0	0.0	0.0	0.0	0.0	0.0	0.0	0.0	0.0	0.0	0.0	0.0	0.0	0.0	2.0	0.0	0.0	0.0	2.0	0.0	0.0	1.0	0.0	0.0	0.0	0.0	0.0	0.0	0.0		
	Max/Min	2	2	2	2	2	2	2	2	2	2	2	2	2	2	2	2	2	2	2	2	2	2	2	2	2	2	2	2	2	2	2	2	2	2	2	2	2	3	3	3	3	4	4	4
SampleLN104, SampleRN 104, 100000104 Scaled Score = 65	Response	2	4	3	4	3	4	1	1	3	2	4	3	1	2	4	4	3	4	1	2	1	3	2	1	2	1	2	1.00	1	4	1	1	1	3	3	0	0	0	1					
	Correct Response	2	1	3	3	3	4	1	3	2	1	2	2	1	1	4	4	1	4	1	3	1	4	1	3	4	3	2	1	4	2														
	Points Earned	2.0	0.0	2.0	0.0	2.0	2.0	2.0	0.0	0.0	0.0	0.0	0.0	0.0	2.0	0.0	2.0	0.0	2.0	2.0	0.0	2.0	0.0	0.0	0.0	0.0	0.0	0.0	0.0	0.0	0.0	0.0	0.0	0.0	1.0	1.0	1.0	3.0	3.0	0.0	0.0	0.0	1.0		
	Max/Min	2	2	2	2	2	2	2	2	2	2	2	2	2	2	2	2	2	2	2	2	2	2	2	2	2	2	2	2	2	2	2	2	2	2	2	2	2	2	3	3	3	3	4	4
SampleLN105, SampleRN 105, 100000105 Scaled Score = 59	Response	4	1	3	4	4	3	1	2	4	4	4	3	2	1	4	4	2	4	1	2	2	3	3	3	2	2	1	4.00	1	3	2	1	0	0	0	0	0	0	4	0				
	Correct Response	2	1	3	3	3	4	1	3	2	1	2	2	1	1	4	4	1	4	1	3	1	4	1	3	4	3	2	1	4	2														
	Points Earned	0.0	2.0	2.0	0.0	0.0	0.0	2.0	0.0	0.0	0.0	0.0	0.0	0.0	0.0	2.0	2.0	2.0	2.0	0.0	0.0	0.0	0.0	0.0	0.0	0.0	2.0	0.0	0.0	0.0	0.0	0.0	0.0	0.0	2.0	1.0	0.0	0.0	0.0	0.0	0.0	4.0	0.0		
	Max/Min	2	2	2	2	2	2	2	2	2	2	2	2	2	2	2	2	2	2	2	2	2	2	2	2	2	2	2	2	2	2	2	2	2	2	2	2	2	2	3	3	3	3	4	4
SampleLN106, SampleRN 106, 100000106 Scaled Score = 71	Response	2	1	4	4	3	4	1	3	2	3	2	4	1	3	4	2	2	3	1	2	2	4	3	1	4	2	2	3.00	1	4	1	1	1	2	1	0	0	4	0					
	Correct Response	2	1	3	3	3	4	1	3	2	1	2	2	1	1	4	4	1	4	1	3	1	4	1	3	4	3	2	1	4	2														
	Points Earned	2.0	2.0	0.0	0.0	2.0	2.0	2.0	2.0	0.0	2.0	0.0	0.0	0.0	0.0	0.0	0.0	0.0	0.0	0.0	0.0	0.0	0.0	0.0	0.0	0.0	0.0	0.0	0.0	0.0	0.0	0.0	0.0	0.0	1.0	1.0	1.0	2.0	1.0	0.0	0.0	4.0	0.0		
	Max/Min	-	-	-	-	-	-	-	-	-	-	-	-	-	-	-	-	-	-	-	-	-	-	-	-	-	-	-	-	-	-	-	-	-	-	-	-	-	-	-	-	-	-	-	

Test Accommodations

Lists students who had test accommodations bubbled on answer sheets and displays which accommodations were bubbled.

ASAP: Students with Test Accommodations

Rev. 10.0

NY280000 Sample District

Regents Integrated Algebra - Jan			Test Date: 2012-01-24	
Student ID	Student Name	Grade	School Name	Test Accommodations
100000195	SampleLN195, SampleFN195	12	Sample Location	22 24 25 27
100000197	SampleLN197, SampleFN197	12	Sample Location	22 24 25 27
100000202	SampleLN202, SampleFN202	12	Sample Location	22 24 25 27
100000209	SampleLN209, SampleFN209	12	Sample Location	02 03 04 08
100000210	SampleLN210, SampleFN210	12	Sample Location	22 24 25 27
100000215	SampleLN215, SampleFN215	12	Sample Location	02 03 08
100000220	SampleLN220, SampleFN220	12	Sample Location	02 03 08
100000221	SampleLN221, SampleFN221	12	Sample Location	02 03

Key to IEP and 504 Plan Accommodations:

- 01 = Flexibility in scheduling/timing
- 02 = Flexibility in setting
- 03 = Method of presentation (excluding Braille, large type and test read)
- 04 = Method of Response
- 05 = Other
- 06 = Braille
- 07 = Large Type
- 08 = Test Read
- 09 = Use of calculator
- 10 = Use of spell-check/grammar check
- 11 = Deletion of spelling

Key to LEP Accommodations:

- 21 = Time Extension
- 22 = Separate Location
- 23 = Third reading of listening section (ELA or Eng. Regents)
- 24 = Bilingual dictionary/glossary
- 25 = Translated edition
- 26 = Oral translation
- 27 = Responses written in native language (not applicable to English)

Reference Reports (3)

Regents Exam List by Admin – Lists the Regents available for a particular exam administration window.

ASAP: Regents Exam List by Administration

Page 1

Rev. 10.0

11/18/2013 10:29:37 AM

June Exams, Administration Date: 2013-06-11

Assessment Code	Test Description	Teleform ID	Number of Question	State Course Code	Administration Date	Actual Test Date
206	Regents Algebra2/Trigonometry - Jun	62613	39	02106	2013-06-11	2013-06-14
040	Regents ELA - Jun	10613	28	01003	2013-06-11	2013-06-11
205	Regents Geometry - Jun	61613	38	02072	2013-06-11	2013-06-19
203	Regents Global History - Jun	40613	62	04052	2013-06-11	2013-06-13
204	Regents Integrated Algebra - Jun	60613	39	02052	2013-06-11	2013-06-12
059	Regents Living Environment - Jun	31613	85	03051	2013-06-11	2013-06-11
201	Regents Phy Set/Chemistry - Jun	32613	85	03101	2013-06-11	2013-06-18
200	Regents Phy Set/Earth Sci - Jun	30613	86	03001	2013-06-11	2013-06-14
202	Regents Phy Set/Physics - Jun	33613	85	03151	2013-06-11	2013-06-13
052	Regents US History&Gov't - Jun	41613	63	04101	2013-06-11	2013-06-12

ASAP: Regents Exam List by Administration

Page 1

Rev. 10.0

11/18/2013 10:35:14 AM

August Exams, Administration Date: 2013-08-13

Assessment Code	Test Description	Teleform ID	Number of Question	State Course Code	Administration Date	Actual Test Date
040	Regents ELA - Aug	10813	28	01003	2013-08-13	2013-08-13
205	Regents Geometry - Aug	61813	38	02072	2013-08-13	2013-08-13
203	Regents Global History - Aug	40813	63	04052	2013-08-13	2013-08-13
204	Regents Integrated Algebra - Aug	60813	39	02052	2013-08-13	2013-08-13
059	Regents Living Environment - Aug	31813	85	03051	2013-08-13	2013-08-14
200	Regents Phy Set/Earth Sci - Aug	30813	86	03001	2013-08-13	2013-08-14
052	Regents US History&Gov't - Aug	41813	63	04101	2013-08-13	2013-08-14

ASAP Answer Key – Provides the answer key for the selected Regents exam.

ASAP: Regents Exam Answer Key

Rev. 10.0

Regents Integrated Algebra - Jun

Test Administration Date: 2013-06-11

Question	1	2	3	4	5	6	7	8	9	10	11	12	13	14	15	16	17	18	19	20	21	22	23	24	25	26	27	28	29	30									
Answer	1	1	3	3	4	3	1	1	3	1	2	2	3	2	1	1	2	3	4	4	4	1	3	3	4	2	2	3	3	1									
Points	2	2	2	2	2	2	2	2	2	2	2	2	2	2	2	2	2	2	2	2	2	2	2	2	2	2	2	2	2	2	2	2	2	2	2				
Key Idea	A	F	F	A	N	G	A	F	C	A	A	A	F	F	A	A	A	G	A	G	A	A	N	A	A	A	A	C	A	G	A	G	N	C	A	C	A	F	C

Standard Abbreviations – Provides a list of standards as identified in the Rater’s Guide and the abbreviations used for them on ASAP reports

ASAP: Standard Abbreviations

Rev. 10.0

1

Regents Integrated Algebra - Jun, 2013-06-11

Standard Code	Standard/Strand	Key Idea
A	Algebra	
G	Geometry	
M	Measurement	
O	Number Sense and Operations	
P	Probability and Statistics	



Eastern Suffolk BOCES Board and Administration

President

Lisa Israel

Vice President

William K. Miller

Member and Clerk

Fred Langstaff

Members

Arlene Barresi	Joseph LoSchiavo
Walter Wm. Denzler, Jr.	Anne Mackesey
Stephen L. Gessner, Ph.D.	James F. McKenna
Linda S. Goldsmith	Brian O. Mealy
William Hsiang	Catherine M. Romano
Susan Lipman	John Wyche

District Superintendent

David Wicks

Chief Operating Officer

Julie Davis Lutz, Ph.D.

Associate Superintendent

Ryan J. Ruf - Management Services

Associate Superintendent

Peggie Staib, Ed.D. - Educational Services

Assistant Superintendent

R. Terri McSweeney, Ed.D. - Human Resources

Directors

Keith Anderson - Building Services
Leah Arnold - Career, Technical and Adult Education
Kate Davern - Education and Information Support Services
Colleen Lipponer - Business Services
Susan Maddi - Administrative Services
Grant Nelsen - Technology Integration
Gina Reilly - Special Education
Darlene Roces - Regional Information Center

www.esboces.org

Eastern Suffolk BOCES does not discriminate against any employee, student, applicant for employment, or candidate for enrollment on the basis of sex, gender, race, color, religion or creed, age, weight, national origin, marital status, disability, sexual orientation, military or veteran status, domestic violence victim status, genetic predisposition or carrier status, or any other classification protected by Federal, State, or local law. This policy of nondiscrimination includes: access by students to educational programs, student activities, recruitment, appointment and promotion of employees, salaries, pay, and other benefits. ESBOCES also provides equal access to the Boy Scouts and other designated youth groups. ESBOCES fully complies with all applicable rules and regulations pertaining to civil rights for students and employees (e.g., Title IX of the Education Amendments of 1972, §504 of the Rehabilitation Act of 1973, Titles VI and VII of the Civil Rights Act of 1964, Dignity for All Students Act, §303 of Age Discrimination Act of 1975, the Americans with Disabilities Act of 1990, and the Boy Scouts of American Equal Access Act of 2001). Inquiries regarding the implementation of the above laws should be directed to either of the ESBOCES Civil Rights Compliance Officers at ComplianceOfficers@esboces.org; the Assistant Superintendent for Human Resources, 631-687-3029, or the Associate Superintendent for Educational Services, 631-687-3056, 201 Sunrise Highway, Patchogue, NY 11772. Inquiries may also be addressed to the Office for Civil Rights at the US Department of Education, 32 Old Slip, 26th Floor, New York, NY 10005, 646-428-3800, OCR.NewYork@ed.gov.