

**PD SYSTEM**



# **What is the PD Data System?**

**(PD stands for Pupils with Disabilities)**

**The PD Data System is an online tool for the collection, verification and certification of Special Education data**

---

**The majority of the data displayed in the PD System is pulled from the Student Information Repository System (SIRS) data warehouse.**

**Additionally, some data is entered directly into the System.**

# PD Data System Entitlements

Uses your SEDDAS password

## Two Levels of Entitlements:

***PD Contact:*** Has all the power

(usually the Special Ed Director has this entitlement)

***CIO:*** You can read but you can't touch

# Definition

## S



**VR-Verification Reports; any form beginning with a VR is reported through SIRS**

**PD-forms that can only be entered directly in the PD Data System-(PD 6 and 8)**

**SR-Self Review checklists that are entered directly into the PD System**

# datacentral.esbooces.org

Regional Information Center  
Student Data Services

Home Services Events Secure Help ESB Home

Home

FOR COVID-19 GUIDANCE

HERE

### Announcements

**Teacher Out of Cert Tool Kit** (Published On: 10/28/2020)  
Districts should use the SIRS-328 and the SIRS-329 at certification.

1. NYSED Comprehensive Course Catalog
2. Certification/Course Crosswalk

**Institutional Master File (IMF) forms due Friday, November 20th** (Published On: 10/06/2020)  
All public school districts and schools, charter schools and BOCES are required to submit BEDS IMF forms via Data System (BEDS) Institutional Master File (IMF) application for Public School Districts and Schools. Charter Schools will be available via the IRS Data Exchange (IDEx) on Wednesday, October 7, 2020 and must be submitted by 10/7/2020. Sample forms and further information can be found at <http://www.p12.nysed.gov/irs/beds/IMF/home.htm>

October 7, 2020 (Published On: 10/07/2020)

- NYSED Portal
- Level 0 Historical
- Level 0
- SFTP
- NYSSIS
- L2RPT
- COGNOS/ReportNet
- BARS
- PD System**
- Certify
- ASAP
- Batch Tracker
- Secure Courier
- Teacher Access & Auth

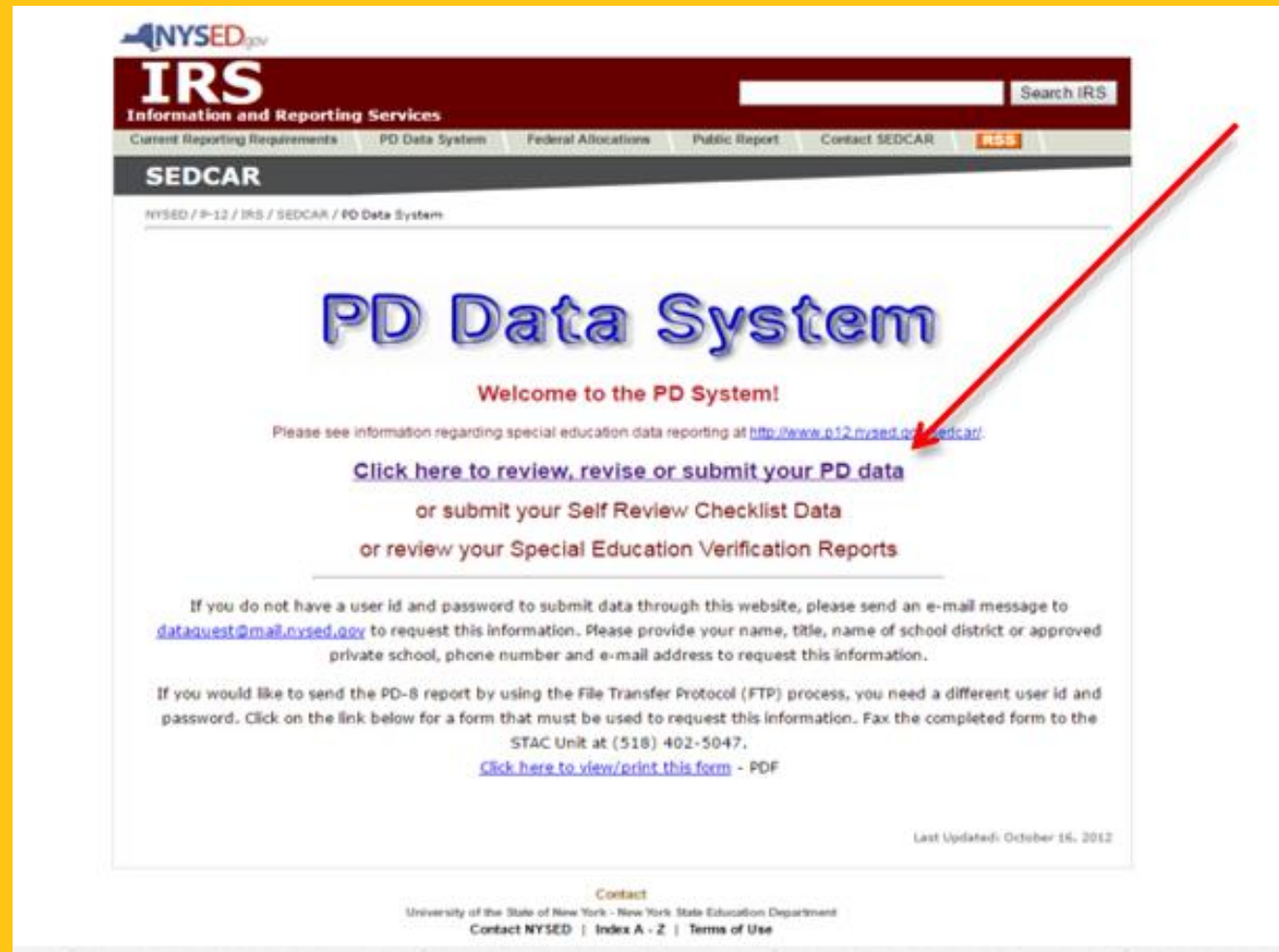
### Quick Links

- NY SED EngageNY
- SIRS Guidance
- SED Teacher/Staff Reporting Guidance
- NYSED Information & Reporting Services
- Level 0 Data Validation Rules
- Suffolk Data Deadlines

### Upcoming Events

- 10/29/2020 8:30AM  
School User Meeting
- 10/29/2020 9:00AM  
Schoolboot VIRTUAL User Meeting

# Home Page



**NYSED**  
**IRS**  
Information and Reporting Services

Current Reporting Requirements | PD Data System | Federal Allocations | Public Report | Contact SEDCAR | **RSS**

**SEDCAR**

NYSED / P-12 / IRS / SEDCAR / PD Data System

## PD Data System

Welcome to the PD System!

Please see information regarding special education data reporting at <http://www.p12.nysed.gov/sedcar/>

**[Click here to review, revise or submit your PD data](#)**  
or submit your Self Review Checklist Data  
or review your Special Education Verification Reports



If you do not have a user id and password to submit data through this website, please send an e-mail message to [datrequest@mail.nysed.gov](mailto:datrequest@mail.nysed.gov) to request this information. Please provide your name, title, name of school district or approved private school, phone number and e-mail address to request this information.


If you would like to send the PD-8 report by using the File Transfer Protocol (FTP) process, you need a different user id and password. Click on the link below for a form that must be used to request this information. Fax the completed form to the STAC Unit at (518) 402-5047.  
[Click here to view/print this form](#) - PDF

Last Updated: October 16, 2012

Contact  
University of the State of New York - New York State Education Department  
Contact NYSED | Index A - Z | Terms of Use

# PD Dashboard

 PD Data System - lisa.zwerling 

2021-22 ▾ Home Archive RIC Suffolk/Easter...  print

SIRS Refresh was last completed on: **Mon Sep 19 02:49:39 EDT 2022**

**Messages:**

**The 2021-22 SIRS EOY refresh last completed on the time/date shown above.**

**In order to have a form refreshed after a due date (the VR13, VR15 and VR16) you must certify the data are inaccurate and send an email to [datasupport@nysed.gov](mailto:datasupport@nysed.gov) to request an appeal. You must have both the inaccurate certification and an approved appeal to be refreshed after a due date.**

Please note the due dates as referenced on your dashboard below. They can also be found at: <http://www.p12.nysed.gov/sedcar/forms/instructions/duedates2122.html>

*Certification buttons are disabled whenever a refresh is running to prevent inadvertent certifications of data while tables are being refreshed. Only the certifications that are required will appear on the dashboard.*

For help on navigating through the PD Data System please [click here](#).

**Read the warnings in RED**

# PD Dashboard

This displays all forms for the current school year, their due date and certification status

2122 VR Forms							
Forms	Status	Due Date	Date Certified	Certification Status	Assurance Status	Appeal Received	Appeal Status
VR1	complete	01/18/2022	01/13/2022	Accurate			
VR2	complete	01/18/2022	01/13/2022	Accurate			
VR3	complete	01/18/2022	01/13/2022	Accurate			
VR4	complete	01/18/2022	01/13/2022	Accurate			
VR5	complete	01/18/2022	01/13/2022	Accurate			
VR6	complete	01/18/2022	01/13/2022	Accurate			
VR7	No Certification Required		View				
VR8	complete	01/18/2022	01/13/2022	Accurate			
VR9	No Certification Required		View				
VR13	complete	08/01/2022	08/01/2022	Accurate			
VR14	complete	09/19/2022	08/01/2022	Accurate			

2122 PD Forms			
Forms	Status	Due Date	Date Certified
PD6	complete	02/01/2022	01/27/2022
PD8	complete	09/09/2022	09/09/2022

2122 NR Forms			
Forms	Discrepancy / Disproportionality Found	Self Review Action Required/Compliance Date	Self Review Due Date
NR10	NO	None	N/A
NR4A	NO	None	N/A
NR4B	NO	None	N/A
NR9	NO	None	N/A
NRSD - Category	NO	None	N/A
NRSD - Identification	NO	None	N/A
NRSD - Placement	NO	None	N/A
NRSD - Suspension	AT RISK	None	N/A



# PD Dashboard

---

For more information on the verification reports, such as who is required to submit and what is needed for submission please visit: <http://www.p12.nysed.gov/edcar/data.htm#sirs>. Please also see the schedule of data [submissions](#) and [resubmissions](#) to know which indicator(s) each school district is required to submit.

**Verification of Data - Verification Button** The person named as the PD Contact Person in this data system has the responsibility to certify data in the PD system for each VR report. Therefore, only this person can see and use the PD System verification button ("Click here to confirm your data"). Once the verification has been completed, a message will appear at the bottom of the respective VR report indicating that the data has been verified. This message will be viewable by anyone who has an active access password for that school district.

## **Verifying Zero Data**

If a school district is required to submit data for a VR report for a particular school year, that report will be listed under the school year in the menu bar (navigation bar) above.

A school district that is assigned to report data for a particular VR report for a particular year and has no data to report for that report, is still required to verify that "zero" data are accurate for that report. This verification lets the Department know you don't have any eligible students to report for that particular report; in other words, the zero data are accurate.

---

[Logout](#) | [Contact Info](#) | [Help](#)

COPYRIGHT © 2013 INFORMATION AND REPORTING SERVICES - SPECIAL EDUCATION  
ROOM 881 EBA THE STATE EDUCATION DEPARTMENT  
WASHINGTON AVENUE ALBANY, NEW YORK 12234



# Reports

Use the navigation bar to get to your reports

The list contains the reports that you are required to submit for the time period selected

The screenshot shows the NYSED PD Data System interface. At the top left is the NYSED.gov logo. At the top right is the text "PD Data System - lisa.zwerling" with an RSS icon. Below the header is a navigation bar with a dropdown menu set to "2020-21" and several menu items: Home, Oct. Reports, EOY Reports, SR Forms, PD Forms, Archive, and Three Village Centr... A search box labeled "School Name or SED Code" is on the right. A list of reports is displayed, with the following details:

Report ID	Report Description
VR1	School Age Students by Disability and Race/Ethnicity
VR2	exclusion Oct. Reports VR1TO9
VR3	inclusion Oct. Reports preschool students
VR4	inclusion Oct. Reports school age students
VR5	
VR6	
VR7	
VR8	
VR9	

On the left side of the interface, there are messages: "SIRS Refresh was la...", "Messages:", "The 2021-22 SIRS EOY r...", and "In order to have a form r... must certify the data are... request an appeal. You n... appeal to be refreshed al...". There is also a note about due dates and a link to <http://www.p12.nysed.gov/>.

# Report

Use your mouse to hover over each report to reveal:

*The Report Guide*-tells you the rules for the report

*Included Students*-a list of students included in the report

*Excluded students*-students who could potentially be on the report but are missing something

VR1	School Age Students by Disability and Race/Ethnicity
VR2	exclusion Oct. Reports VR1TO9
VR3	inclusion Oct. Reports preschool students
VR4	inclusion Oct. Reports school age students
VR5	
VR6	
VR7	
VR8	
VR9	

# Excluded Students



2016-17 ▾ Home Oct. Reports PD Forms Archive U F S D ... print

List of Excluded Students

[Download CSV](#)

**Reason : Active enrollment and disability Programs Fact records - No Special Education Snapshot record (Preschool)**

	Student Name	Local Student ID	Date of Birth	October 7 Age	December 1 Age	Disability Code	Primary Setting Code	Primary Placement Code	Building of Enrollment SED Code	Primary Service Provider SED Code	Primary Service Code	Gender	Ethnicity	LEP Eligibility Code	Enrollment Code
--	--------------	------------------	---------------	---------------	----------------	-----------------	----------------------	------------------------	---------------------------------	-----------------------------------	----------------------	--------	-----------	----------------------	-----------------

# Verify Before

## Certify

The accurate certification button appears with the first refresh.  
The inaccurate certification will not appear until after the last refresh.



**Note: certifying this VR form will certify ALL of the VR1-6 and VR8.  
Please check all of the VR1-6 and VR8 before certifying any of  
them.**

# Certificatio

**Certify by the deadline<sup>n</sup>  
(PD Contact has the power!)**

**DO NOT CERTIFY UNTIL YOU  
ARE SURE**

