




DISTRICT DATA COORDINATOR MEETING
MAY 11, 2022
AGENDA



a. WELCOME AND ANNOUNCEMENTS

- a. Welcome
- b. 2022-2023 DDC Meeting Schedule
- c. End of Year Data Reporting Workshop- June 13th or 14th
- d. 2022-2023 Workshop Dates to Remember
- e. CBT Informational Survey
- f. DATAG Summer Conference - July 13-15, 2022 @ Saratoga Hilton
 - <https://datag.org/> for more information
- g. Long Island Demographic Update
- h. Staffing Updates

b. DISTRICT SUPERINTENDENT UPDATES – DAVE WICKS

c. STUDENT MANAGEMENT / SPECIAL EDUCATION SYSTEMS

- a. Help Desk Email addresses
 - PowerSchool: PowerSchoolHelp@esboces.org
 - eSchool: ESDhelp@esboces.org
 - Infinite Campus: InfiniteCampusHelp@esboces.org
 - School Tool: SchoolToolHelp@esboces.org
 - Synergy: Synergyhelp@esboces.org
 - Special Ed Helpdesk: Spedhelp@esboces.org

d. SCHOOL DATA BANK SERVICES

- Vanessa Biagioli-Dittrich - Administrative Coordinator
 - (631)-419-1688 vdittrich@esboces.org

e. REPORTING REMINDERS

- **Staff Snapshot & Staff Assignment - Due May 12, 2022**
- **Student Daily Attendance Extract – May 12, 2022**
- 0231 ELL Eligible data extract for Title III - May/June **TBD**
- 8282 Immigrant data extract for Title III - May/June **TBD**

f. LEVEL 0 UPDATES

- New Features in Level 0 Ver. 17.03
- Staff Tenure
- CTE Reporting
- Do's and Do Not Do's of ES BOCES Courier
- The Zero Zone

g. TEST SCANNING AND REPORTING

- a. Help Desk for Data Warehouse and Test Scanning – DWTShelp@esboces.org or 631-218-4195
- b. NYS 3-8 ELA/Math/Science
 - Updates to Testing
 - **Individual Student Report- ISR Order Form Due Friday, May 20, 2022**
- c. Regents Exams
 - June 2022 Regents Examination Schedules

Charles King
Divisional Administrator

Elaine Conlin
Program Administrator

Peter Desjardins
Program Administrator

Sharon Mayrant
Admin. Coordinator

- Ease Scan Update/Scanner Test Period
 - Regents Timeline
 - Scanning Deadlines
 - Batch Tracker
 - Troubleshooting Missing Regents Scores
 - Regents Loading Service
 - AP Loading Service
- d. NYSITELL
- ****DO NOT USE COPIES OF ANSWER SHEETS****
 - Please order Scan Sheets using the NYSITELL Answer Sheet Order Form on Datacentral.esboces.org
- e. NYSESLAT
- Verify 0231 program codes for ELL Eligible students
 - NYSESLAT Scores CANNOT move from L1 to Level 2 without a valid 0231 ELL Eligible Program Code
 - If you have questions about ordering the test, please contact MetriTech at NYSESLAT@metritech.com or 1-800-747-4868.
- f. NYSAA
- NYSAA Test Window: Monday, March 14, 2022 – Friday, June 10, 2022
- h. UPDATES ON DATA TOOLS, REQUIRED COLLECTION, AND REPORTING
- a. Data Deadlines – <http://datacentral.esboces.org> Services → Data & Reporting → Public Schools → Deadlines
- b. **The weekly deadline for loading and locking data in Level 0 is Thursday, 5:00pm.**
- c. 2020-21 SIRS Data Collection and Reporting Requirements
- BEDS Day – **Wednesday, October 6, 2021**
 - 2021-22 Year-End Deadline – **Thursday, August 18, 2022**
- d. Information from SED
- Science 5 & 8 Sample Questions (Investigations)
 - NYSAA 1% Cap Justification – Due June 17th
 - Update on Remote Instruction
 - School Report Card Releases
- e. Questions From the Field
- f. Other Breaking News
- i. ADJOURN

<u>THINGS TO DO NOW</u>	
1.	<i>LAST CHANCE: Staff Snapshot, Staff Assignment and Certification Issues completed by May 12th</i>
2.	<i>Be sure to load ELL Eligible (0231) program codes for May/June Title III extract</i>
3.	<i>Be sure to load Immigrant (8282) program codes for May/June Title III extract</i>
4.	<i>Continue loading Student Digital Resource and Student Daily Attendance data</i>

2022-2023 MEETING DATES

District Data Coordinator

Friday	September 16, 2022	9:00 a.m. – 12:00 p.m.
Friday	October 14, 2022	9:00 a.m. – 11:30 a.m.
Friday	November 18, 2022	9:00 a.m. – 11:30 a.m.
Friday	December 16, 2022	9:00 a.m. – 11:30 a.m.
Friday	January 13, 2023	9:00 a.m. – 11:30 a.m.
Friday	February 17, 2023	9:00 a.m. – 11:30 a.m.
Friday	March 17, 2023	9:00 a.m. – 11:30 a.m.
Wednesday	April 26, 2023	9:00 a.m. – 11:30 a.m.
Friday	May 19, 2023	9:00 a.m. – 11:30 a.m.
Friday	June 16, 2023	9:00 a.m. – 12:00 p.m.

****For 2022-23, we are anticipating all DDC meetings to be held in person, with an option to attend virtually. Zoom invites for all meetings will be sent to those who register shortly before each scheduled meeting****



District Data Coordinator Contact Information for 2021-2022

As per SED recommendations, the following person is designated as the Data Coordinator for the district to coordinate revisions to and maintenance of student management systems(s), the submission of data to Level 1, the verification of data reports, and the use of data to inform policy.

Please complete this form, even if there is no change of information.

Please indicate a primary contact and back-up contact.

Please return completed form to dyouberg@esboces.org or

fax @ (631)240-8966

District _____

Primary Contact _____ **Title** _____

Building Address _____

Work Phone _____ **Fax #** _____

Alternate Phone # _____ **E-Mail** _____

Back-up Contact _____ **Title** _____

Building Address _____

Work Phone _____ **Fax #** _____

Alternate Phone # _____ **E-Mail** _____

Signature _____

Date _____

Print Name and Title _____

Eastern Suffolk BOCES does not discriminate against any employee, student, applicant for employment, or candidate for enrollment on the basis of sex, gender, race, color, religion or creed, age, weight, national origin, marital status, disability, sexual orientation, gender identity or expression, transgender status, military or veteran status, domestic violence victim status, genetic predisposition or carrier status, or any other classification protected by Federal, State, or local law. This policy of nondiscrimination includes: access by students to educational programs, student activities, recruitment, appointment and promotion of employees, salaries, pay, and other benefits. ESBOCES also provides equal access to the Boy Scouts and other designated youth groups. ESBOCES fully complies with all applicable rules and regulations pertaining to civil rights for students and employees (e.g., Title IX of the Education Amendments of 1972, §504 of the Rehabilitation Act of 1973, Titles VI and VII of the Civil Rights Act of 1964, Dignity for All Students Act, §303 of Age Discrimination Act of 1975, the Americans with Disabilities Act of 1990, and the Boy Scouts of America Equal Access Act of 2001). Inquiries regarding the implementation of the above laws should be directed to either of the ESBOCES Civil Rights Compliance Officers at ComplianceOfficers@esboces.org; the Assistant Superintendent for Human Resources, 631-687-3029, or the Associate Superintendent for Educational Services, 631-687-3056, 201 Sunrise Highway, Patchogue, NY 11772. Inquiries may also be addressed to the Office for Civil Rights at the US Department of Education, 32 Old Slip, New York, NY 10005, 646-428-3800, OCR.NewYork@ed.gov.



Student Data Services

2021 - 2022 End of Year Data Reporting Workshop

LOCATION: Instruction Support Center at Sequoya and Online Via Zoom

DATES and TIMES: Monday, June 13, 2022 9:00 AM to 12:00 PM OR Tuesday, June 14, 2022 9:00 AM to 12:00 PM

AUDIENCE: District Data Coordinators / Staff
Responsible for submitting and verifying year end data

COST: No Cost

DESCRIPTION: This workshop is specifically intended for District Data Coordinators/Administrators who are responsible for loading and verifying year-end data.

Topics discussed will include:

- Review of Verification/Certification Requirements
- Reporting and Verifying Graduates
- L2RPT / ReportNet reports
- Deadlines / Timelines for reporting year-end data
- Year-end Special Education data reporting requirements
- Frequently asked questions / issues concerning year-end data


Advanced registration is required

To register online please visit <http://datacentral.esboces.org>

Peter Desjardins, Program Administrator

(631) 419-1676 / pdesjard@esboces.org

Eastern Suffolk BOCES does not discriminate against any employee, student, applicant for employment, or candidate for enrollment on the basis of sex, gender, race, color, religion or creed, age, weight, national origin, marital status, disability, sexual orientation, military or veteran status, domestic violence victim status, genetic predisposition or carrier status, or any other classification protected by Federal, State, or local law. Eastern Suffolk BOCES also provides equal access to the Boy Scouts and other designated youth groups. Inquiries regarding the implementation of applicable laws should be directed to either of the Eastern Suffolk BOCES Civil Rights Compliance Officers: the Assistant Superintendent for Human Resources, 201 Sunrise Highway, Patchogue, NY 11772, 631-687-3029, ComplianceOfficers@esboces.org; or the Associate Superintendent for Educational Services, 201 Sunrise Highway, Patchogue, NY 11772, 631-687-3056, ComplianceOfficers@esboces.org. Inquiries may also be addressed to the Office for Civil Rights at the US Department of Education, 32 Old Slip, 26th Floor, New York, NY 10005, 646-428-3800, OCR.NewYork@ed.gov



2022-23 Dates to Remember

- **CIO 101 – Year in Data Reporting Workshop**
 - Monday, October 5th – 9:00am – 3:00pm *OR*
 - Tuesday, October 6th – 9:00am – 3:00pm
- **Special Ed. Data Reporting 101 Workshop**
 - Wednesday, November 2nd - 9:00am – 12:00pm *OR*
 - Thursday, November 3rd – 9:00am – 12:00pm

*As of now, all workshops will be held in person at the Instructional Support Center at Sequoya,
with a remote zoom option*

Upcoming DATAG Meetings

More information about the next membership meeting will be released shortly.
For all questions, please email DATAG Headquarters at info@datag.org.

SAVE THE DATE

SUMMER CONFERENCE:

Thursday and Friday, July 14-15, 2022

Saratoga Hilton



Reshaping the Future of Public Education

Longwood Legislative Breakfast
February 5, 2022

Presented by:

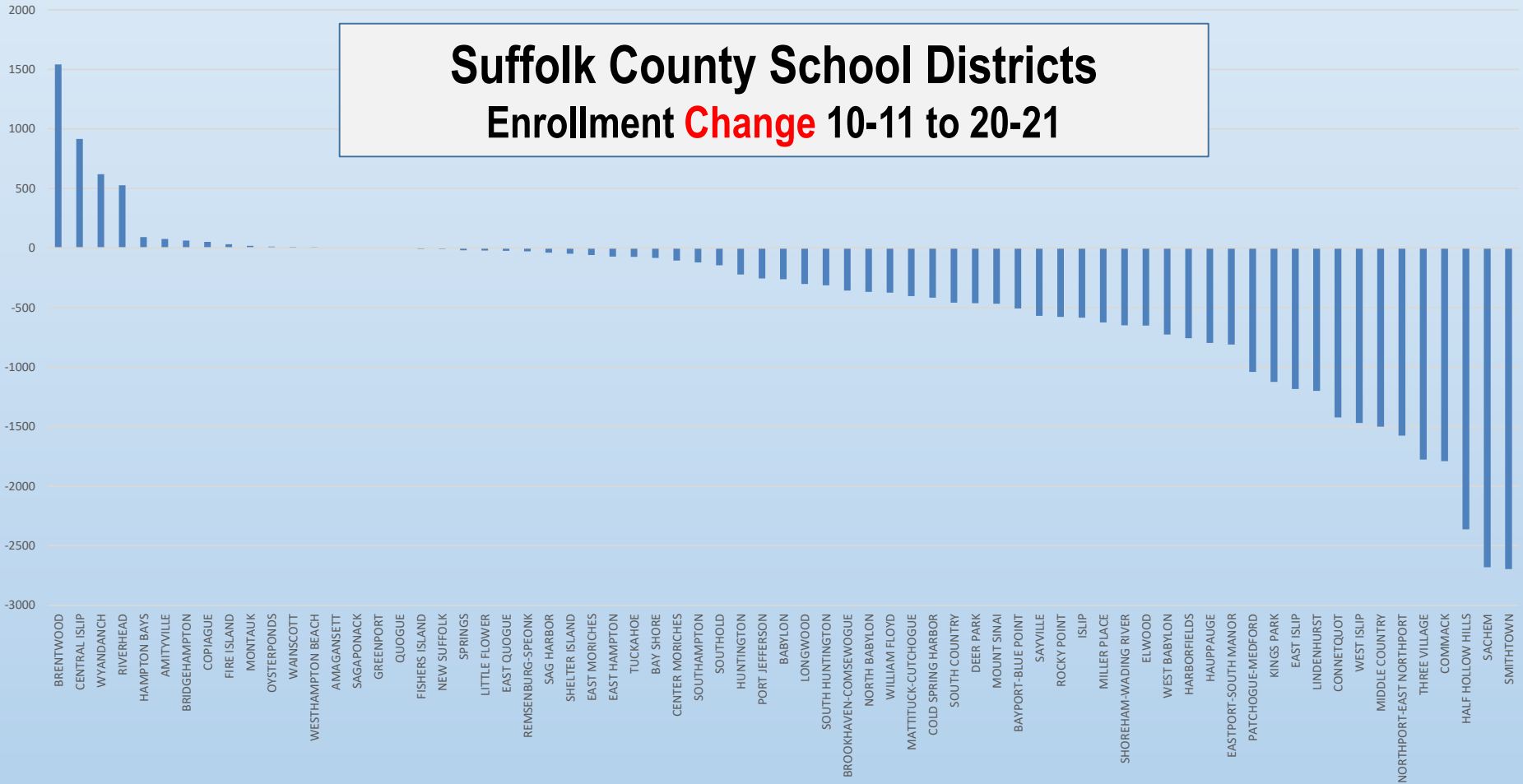
Julie Davis Lutz, Ph.D.

Eastern Suffolk BOCES Chief Operating Officer
Suffolk County School Superintendents Association Legislative Committee Chairperson

Overview

- ❖ **Long Island – Key Demographic and Need Shifts**
- ❖ **Key Facts Related to Students Social-Emotional Health**
- ❖ **Long Island Student Outcomes**
- ❖ **Fiscal Stressors and Relief**
- ❖ **Legislative Priorities**

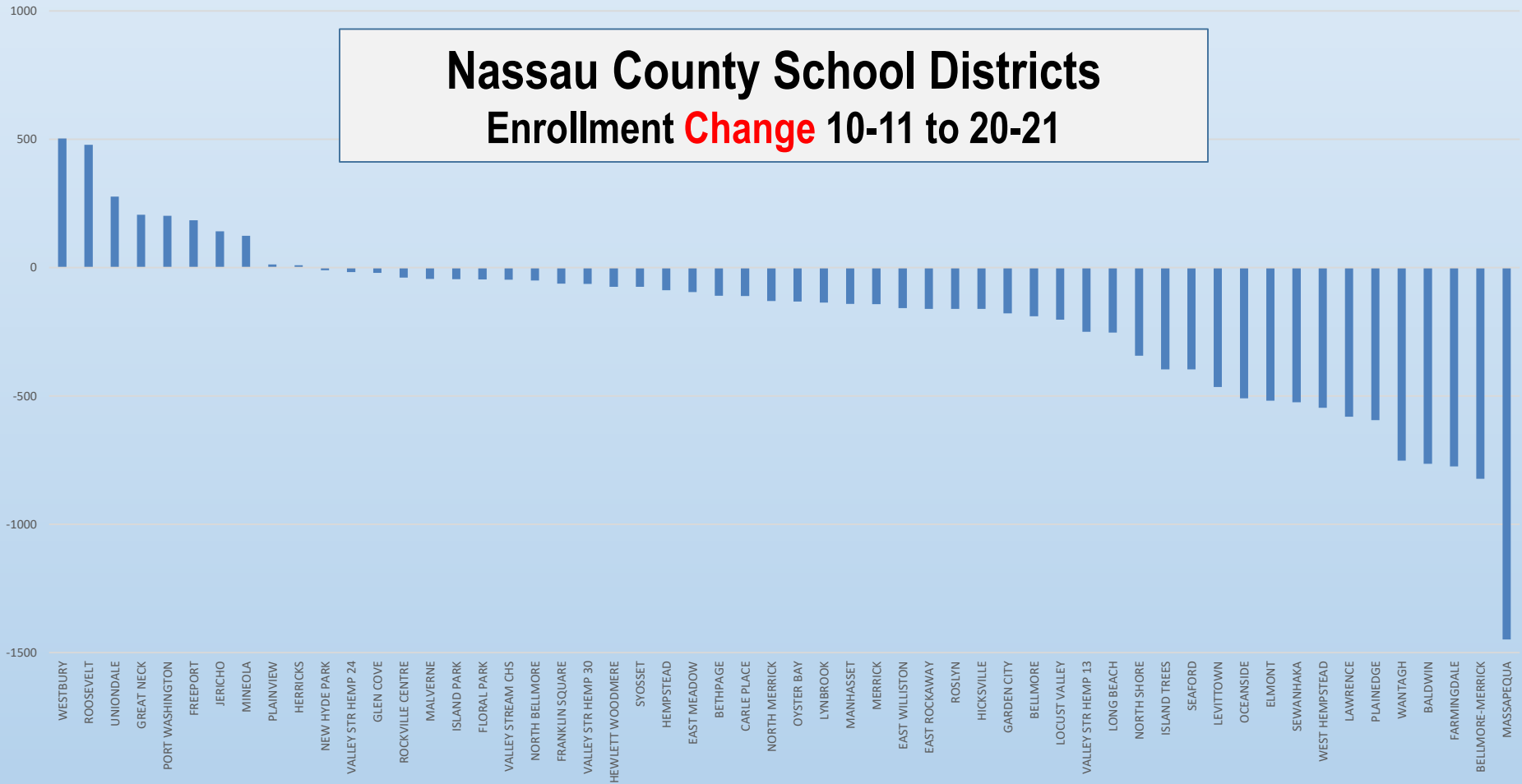
Long Island - Shifting Demographics



Total K-12 Enrollment	10-11	20-21	Total Change	% Change
Suffolk County	252,218	221,592	-30,626	-12.1%
Long Island	455,241	413,919	-41,322	-9.1%
Rest of State	1,206,615	1,059,192	-147,423	-12.2%

Long Island - Shifting Demographics

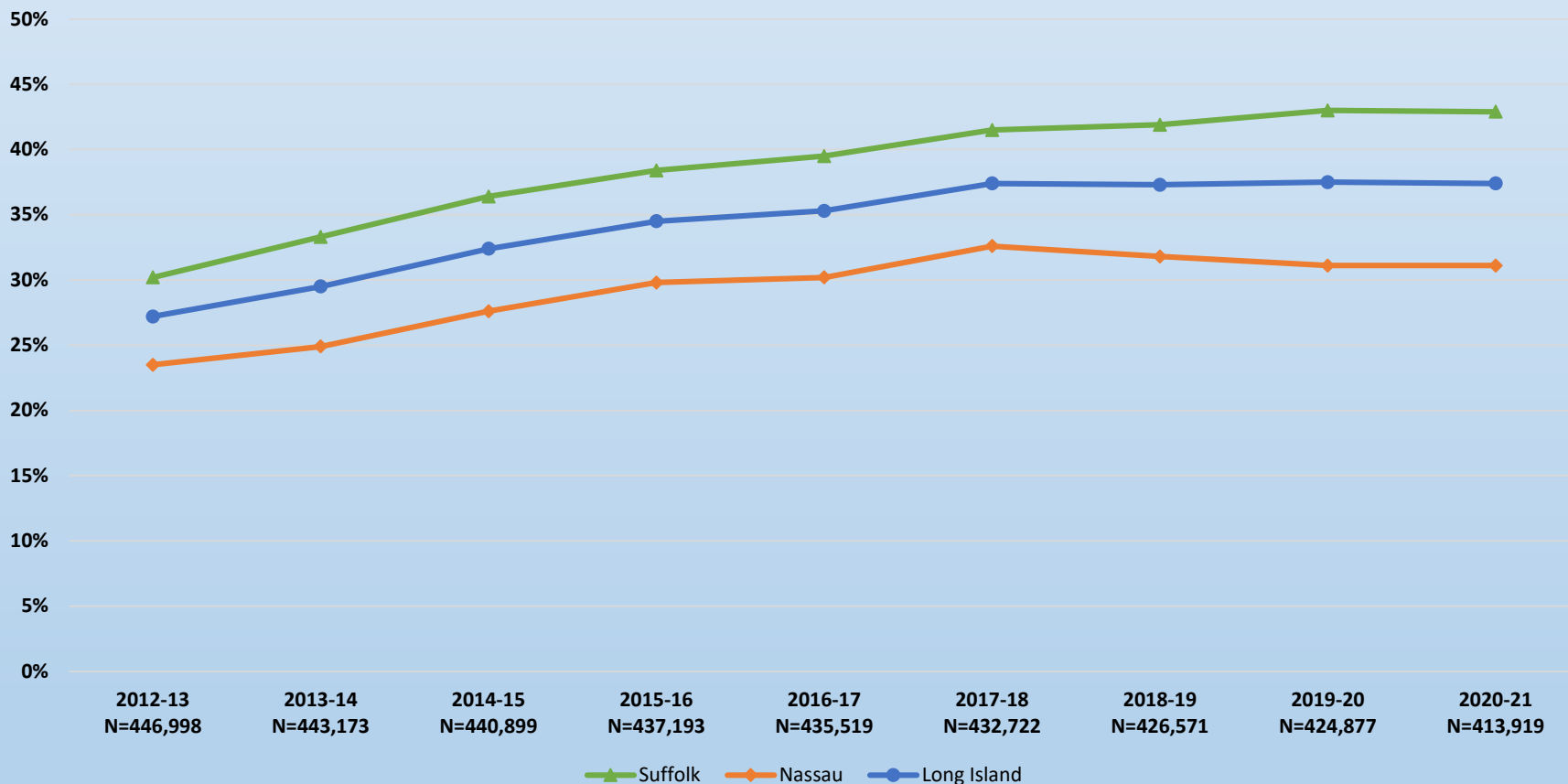
Nassau County School Districts Enrollment **Change** 10-11 to 20-21



Total K-12 Enrollment	10-11	20-21	Total Change	% Change
Nassau County	203,023	192,327	-10,696	-5.3%
Long Island	455,241	413,919	-41,322	-9.1%
Rest of State	1,206,615	1,059,192	-147,423	-12.2%

Long Island Shifting Demographics

% Economically Disadvantaged Students on Long Island



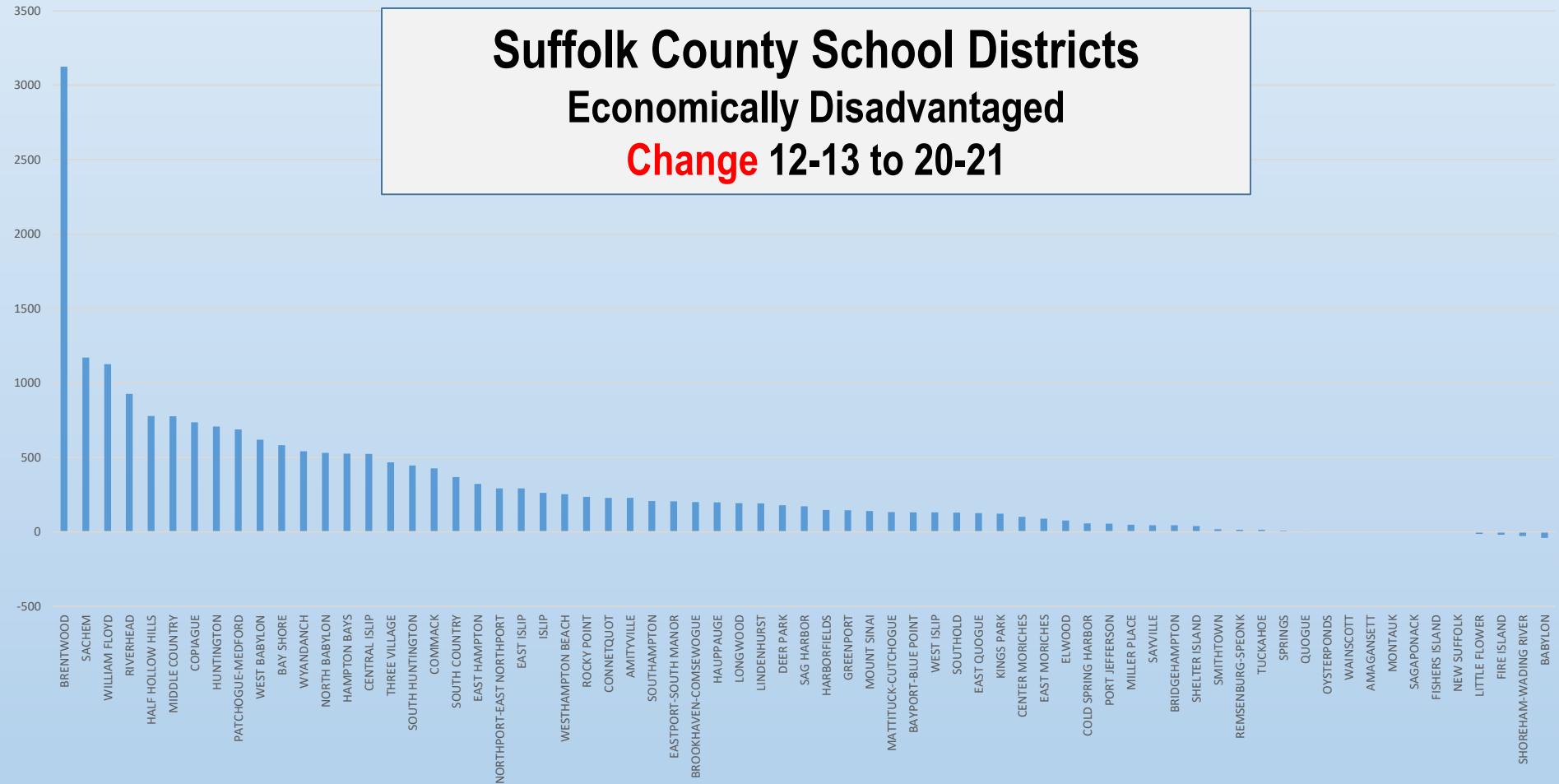
N = Total K-12 Enrollment

Note: Y-axis only ranges from 0% - 50% to better magnify the data points & trends

2012-13 to 2020-21 NYS School Report Cards

Long Island - Shifting Demographics

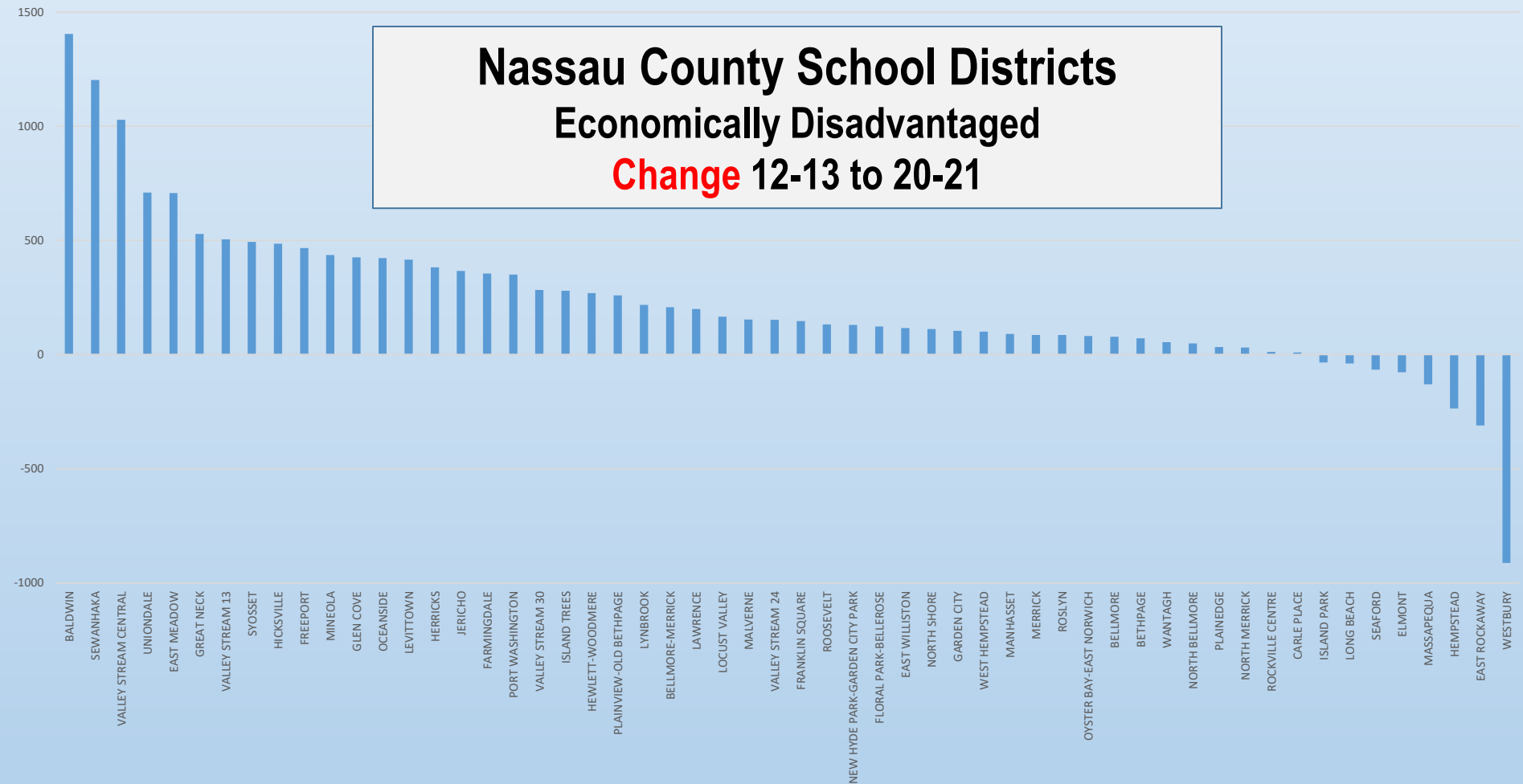
Suffolk County School Districts Economically Disadvantaged Change 12-13 to 20-21



Total K-12 FRPL	12-13	20-21	Total Change	% Change
Suffolk County	74,562	94,974	20,412	27.4%
Long Island	121,576	154,698	33,122	27.2%
Rest of State	469,802	498,235	28,433	6.1%

Long Island - Shifting Demographics

Nassau County School Districts Economically Disadvantaged Change 12-13 to 20-21

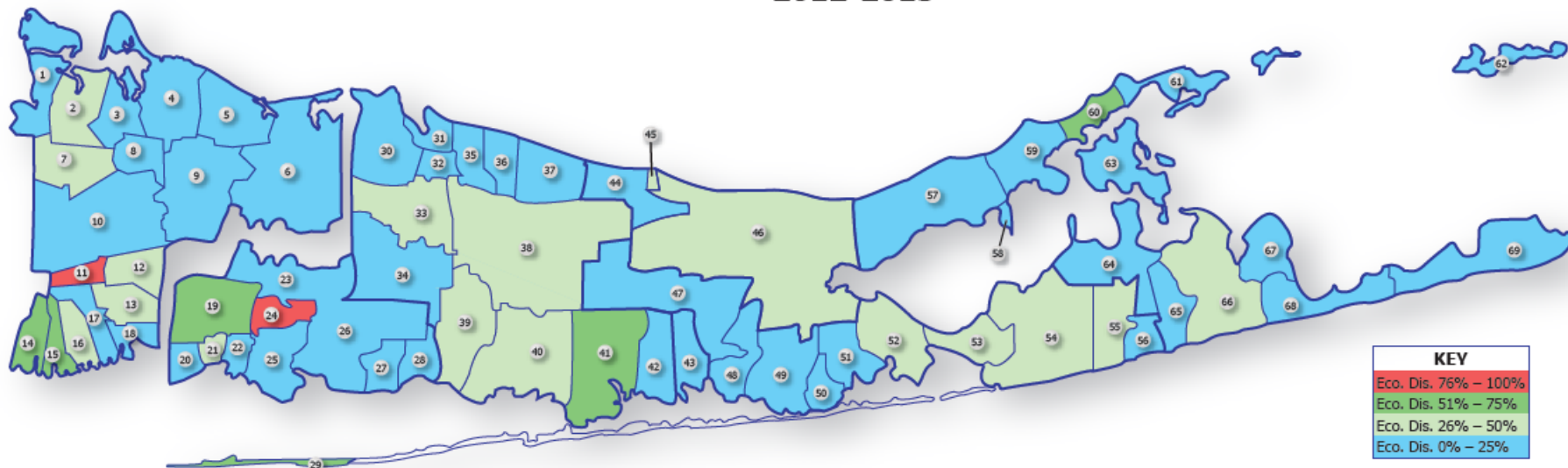


Total K-12 FRPL	12-13	20-21	Total Change	% Change
Nassau County	47,014	59,724	12,710	27.0%
Long Island	121,576	154,698	33,122	27.2%
Rest of State	469,802	498,235	28,433	6.1%



Educational Services That Transform Lives

Suffolk County School Districts | Economically Disadvantaged Percentage of Qualified Students 2012-2013



KEY	
Eco. Dis. 76% – 100%	Red
Eco. Dis. 51% – 75%	Green
Eco. Dis. 26% – 50%	Light Green
Eco. Dis. 0% – 25%	Blue

Western Suffolk/percentage

Huntington/Babylon/Smithtown/
percentage

- 1 Cold Spring Harbor CSD 1%
- 2 Huntington UFSD 42%
- 3 Harborfields CSD 9%
- 4 Northport-East Northport UFSD 8%
- 5 Kings Park CSD 6%
- 6 Smithtown CSD 7%
- 7 South Huntington UFSD 43%
- 8 Elwood UFSD 16%
- 9 Commack UFSD 5%
- 10 Half Hollow Hills CSD 10%
- 11 Wyandanch UFSD 94%
- 12 Deer Park UFSD 39%
- 13 North Babylon UFSD 34%
- 14 Amityville UFSD 69%
- 15 Copiague UFSD 65%
- 16 Lindenhurst UFSD 30%
- 17 West Babylon UFSD 22%
- 18 Babylon UFSD 19%

Eastern Suffolk/percentage

Islip/percentage

- 19 Brentwood UFSD 75%
- 20 West Islip UFSD 10%
- 21 Bay Shore UFSD 47%
- 22 Islip UFSD 22%
- 23 Hauppauge UFSD 9%
- 24 Central Islip UFSD 78%
- 25 East Islip UFSD 14%
- 26 Connetquot CSD 19%
- 27 Sayville UFSD 9%
- 28 Bayport-Blue Point UFSD 8%
- 29 Fire Island UFSD 63%

Brookhaven/percentage

- 30 Three Village CSD 4%
- 31 Port Jefferson UFSD 6%
- 32 Comsewogue UFSD 25%
- 33 Middle Country CSD 28%
- 34 Sachem CSD 17%
- 35 Mount Sinai UFSD 5%
- 36 Miller Place UFSD 11%
- 37 Rocky Point UFSD 22%
- 38 Longwood CSD 46%
- 39 Patchogue-Medford UFSD 43%
- 40 South Country CSD 47%
- 41 William Floyd UFSD 53%
- 42 Center Moriches UFSD 21%
- 43 East Moriches UFSD 9%

Riverhead/percentage

- 44 Shoreham-Wading River CSD 4%
- 45 Little Flower UFSD 33%
- 46 Riverhead CSD 47%

Southold/percentage

- 57 Mattituck-Cutchogue UFSD 14%
- 58 New Suffolk Common SD 0%
- 59 Southold UFSD 19%
- 60 Greenport UFSD 51%
- 61 Oysterponds UFSD 3%
- 62 Fishers Island UFSD 0%

Shelter Island/percentage

- 63 Shelter Island UFSD 18%

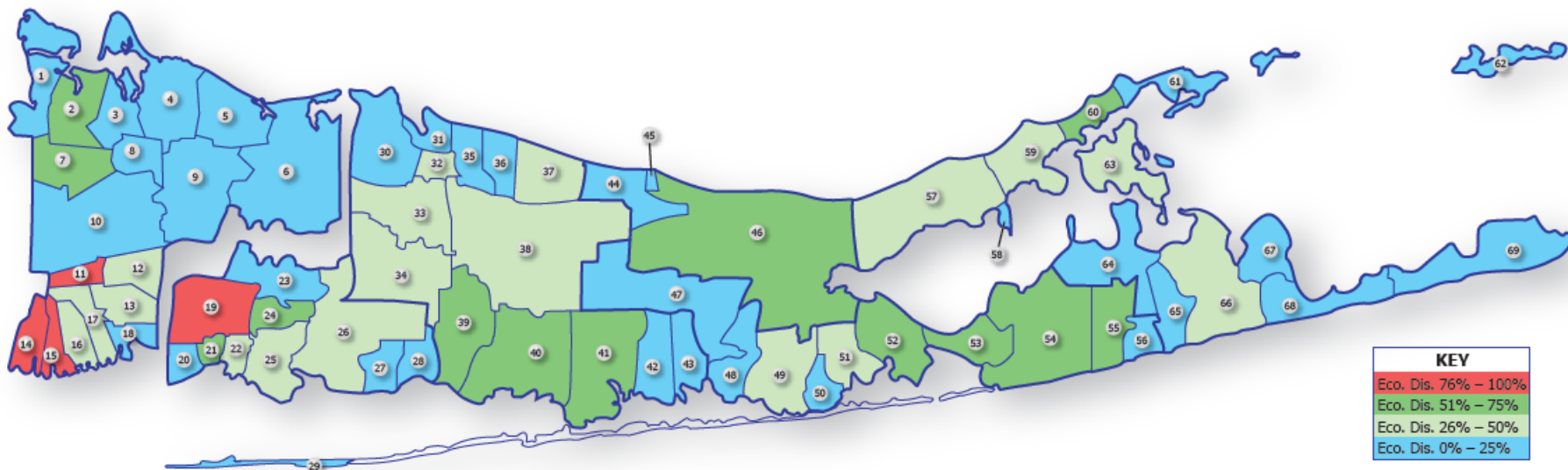
Southampton/percentage

- 47 Eastport/South Manor CSD 13%
- 48 Remsenburg-Speonk UFSD 11%
- 49 Westhampton Beach UFSD 21%
- 50 Quogue UFSD 0%
- 51 East Quogue UFSD 0%
- 52 Hampton Bays UFSD 40%
- 53 Tuckahoe Common SD 44%
- 54 Southampton UFSD 33%
- 55 Bridgehampton UFSD 49%
- 56 Sagaponack Common SD 0%

East Hampton/percentage

- 64 Sag Harbor UFSD 4%
- 65 Wainscott Common SD 0%
- 66 East Hampton UFSD 26%
- 67 Springs UFSD 3%
- 68 Amagansett UFSD 0%
- 69 Montauk UFSD 0%

Suffolk County School Districts | Economically Disadvantaged Percentage of Qualified Students 2020-2021



Western Suffolk/percentage Huntington/Babylon/Smithtown/ percentage

- 1 Cold Spring Harbor CSD 5%
- 2 Huntington UFSD 60%
- 3 Harborfields CSD 16%
- 4 Northport-East Northport UFSD 16%
- 5 Kings Park CSD 13%
- 6 Smithtown CSD 9%
- 7 South Huntington UFSD 54%
- 8 Elwood UFSD 24%
- 9 Commack UFSD 13%
- 10 Half Hollow Hills CSD 23%
- 11 Wyandanch UFSD 93%
- 12 Deer Park UFSD 48%
- 13 North Babylon UFSD 48%
- 14 Amityville UFSD 79%
- 15 Copiague UFSD 81%
- 16 Lindenhurst UFSD 39%
- 17 West Babylon UFSD 42%
- 18 Babylon UFSD 19%

Eastern Suffolk/percentage

Islip/percentage

- 19 Brentwood UFSD 89%
- 20 West Islip UFSD 17%
- 21 Bay Shore UFSD 59%
- 22 Islip UFSD 35%
- 23 Hauppauge UFSD 17%
- 24 Central Islip UFSD 75%
- 25 East Islip UFSD 26%
- 26 Connetquot CSD 27%
- 27 Sayville UFSD 12%
- 28 Bayport-Blue Point UFSD 16%
- 29 Fire Island UFSD 0%

Brookhaven/percentage

- 30 Three Village CSD 13%
- 31 Port Jefferson UFSD 13%
- 32 Comsewogue UFSD 32%
- 33 Middle Country CSD 40%
- 34 Sachem CSD 30%
- 35 Mount Sinai UFSD 12%
- 36 Miller Place UFSD 16%
- 37 Rocky Point UFSD 34%
- 38 Longwood CSD 49%
- 39 Patchogue-Medford UFSD 57%
- 40 South Country CSD 60%
- 41 William Floyd UFSD 67%
- 42 Center Moriches UFSD 30%
- 43 East Moriches UFSD 23%

Riverhead/percentage

- 44 Shoreham-Wading River CSD 4%
- 45 Little Flower UFSD 16%
- 46 Riverhead CSD 60%

Southold/percentage

- 57 Mattituck-Cutchogue UFSD 30%
- 58 New Suffolk Common SD 0%
- 59 Southold UFSD 38%
- 60 Greenport UFSD 75%
- 61 Oysterponds UFSD 3%
- 62 Fishers Island UFSD 0%

Shelter Island/percentage

- 63 Shelter Island UFSD 40%

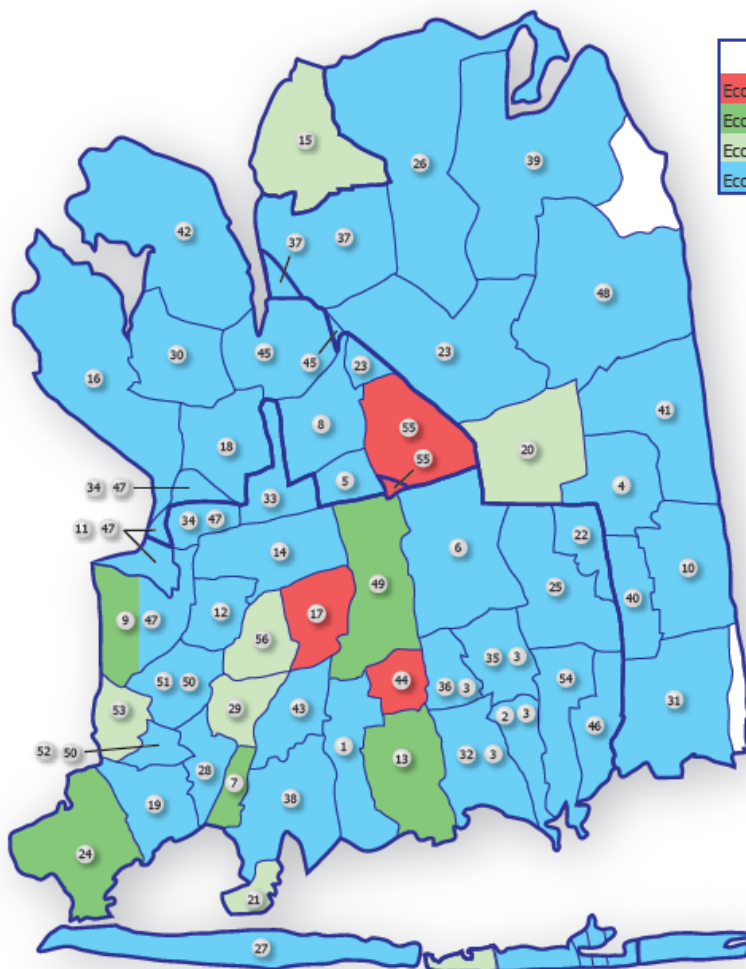
Southampton/percentage

- 47 Eastport/South Manor CSD 22%
- 48 Remsenburg-Speonk UFSD 22%
- 49 Westhampton Beach UFSD 35%
- 50 Quogue UFSD 4%
- 51 East Quogue UFSD 33%
- 52 Hampton Bays UFSD 66%
- 53 Tuckahoe Common SD 64%
- 54 Southampton UFSD 51%
- 55 Bridgehampton UFSD 54%
- 56 Sagaponack Common SD 0%

East Hampton/percentage

- 64 Sag Harbor UFSD 24%
- 65 Wainscott Common SD 0%
- 66 East Hampton UFSD 46%
- 67 Springs UFSD 5%
- 68 Amagansett UFSD 0%
- 69 Montauk UFSD 0%

Nassau County School Districts | Economically Disadvantaged Percentage of Qualified Students 2012-2013



KEY
Eco. Dis. 76% – 100%
Eco. Dis. 51% – 75%
Eco. Dis. 26% – 50%
Eco. Dis. 0% – 25%

Glen Cove/percentage

15 Glen Cove City SD 50%

Long Beach/percentage

27 Long Beach City SD 25%

Hempstead/percentage

1 Baldwin UFSD 8%
2 Bellmore UFSD 3%
3 Bellmore-Merrick CHSD 7%
6 East Meadow UFSD 16%
7 East Rockaway UFSD 52%
9 Elmont UFSD 55%
11 Floral Park-Bellerose UFSD 9%
12 Franklin Square UFSD 11%
13 Freeport UFSD 61%
14 Garden City UFSD 1%
17 Hempstead UFSD 77%
19 Hewlett-Woodmere UFSD 17%
21 Island Park UFSD 42%
22 Island Trees UFSD 15%
24 Lawrence UFSD 59%
25 Levittown UFSD 17%
28 Lynbrook UFSD 8%
29 Malverne UFSD 39%
32 Merrick UFSD 2%
33 Mineola UFSD 20%
34 New Hyde Pk.-Garden City Pk. UFSD 14%
35 North Bellmore UFSD 10%
36 North Merrick UFSD 7%
38 Oceanside UFSD 11%
43 Rockville Centre UFSD 12%
44 Roosevelt UFSD 79%
46 Seaford UFSD 14%
47 Sewanhaka CHSD 21%
49 Uniondale UFSD 62%
50 Valley Stream CHSD 20%
51 Valley Stream UFSD Thirteen 16%
52 Valley Stream UFSD Twenty-Four 30%
53 Valley Stream UFSD Thirty 35%
54 Wantagh UFSD 4%
56 West Hempstead UFSD 37%

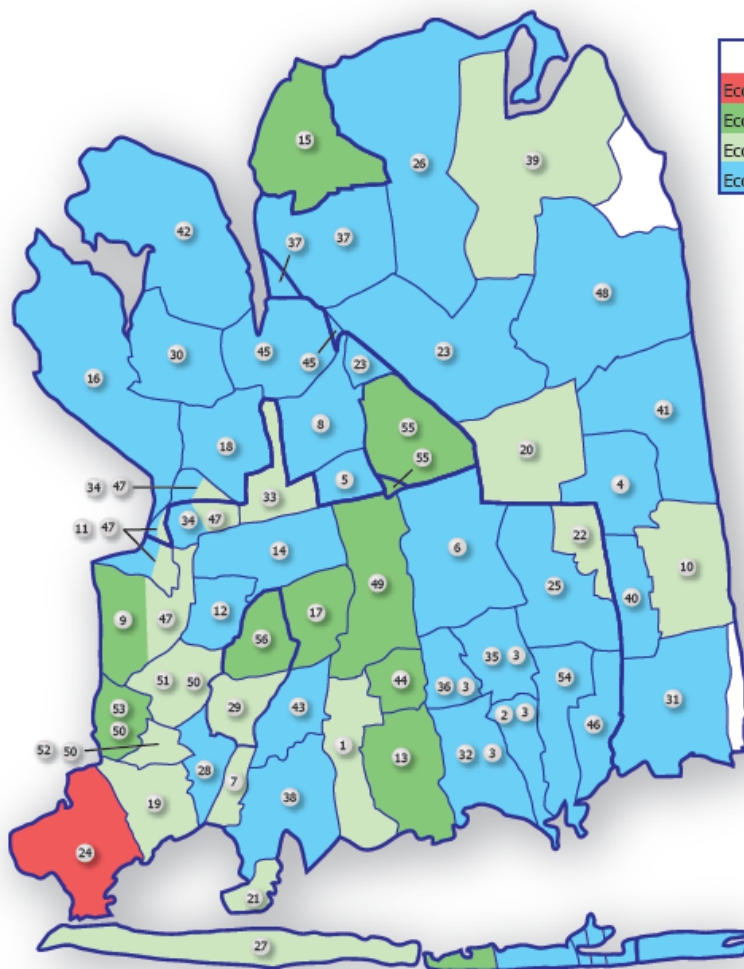
North Hempstead/percentage

5 Carle Place UFSD 14%
8 East Williston UFSD 3%
16 Great Neck UFSD 13%
18 Herricks UFSD 5%
30 Manhasset UFSD 5%
42 Port Washington UFSD 15%
45 Roslyn UFSD 11%
55 Westbury UFSD 91%

Oyster Bay/percentage

4 Bethpage UFSD 13%
10 Farmingdale UFSD 22%
20 Hicksville UFSD 32%
23 Jericho UFSD 3%
26 Locust Valley CSD 12%
31 Massapequa UFSD 10%
37 North Shore CSD 6%
39 Oyster Bay-East Norwich CSD 20%
40 Plainedge UFSD 9%
41 Plainview-Old Bethpage CSD 7%
48 Syosset CSD 2%

Nassau County School Districts | Economically Disadvantaged Percentage of Qualified Students 2020-2021



KEY
Eco. Dis. 76% – 100%
Eco. Dis. 51% – 75%
Eco. Dis. 26% – 50%
Eco. Dis. 0% – 25%

Glen Cove/percentage

15 Glen Cove City SD 65%

Hempstead/percentage

1 Baldwin UFSD 40%
2 Bellmore UFSD 11%
3 Bellmore-Merrick CHSD 12%
6 East Meadow UFSD 25%
7 East Rockaway UFSD 30%
9 Elmont UFSD 60%
11 Floral Park-Bellerose UFSD 17%
12 Franklin Square UFSD 20%
13 Freeport UFSD 67%
14 Garden City UFSD 4%
17 Hempstead UFSD 75%
19 Hewlett-Woodmere UFSD 27%
21 Island Park UFSD 43%
22 Island Trees UFSD 29%
24 Lawrence UFSD 80%
25 Levittown UFSD 24%
28 Lynbrook UFSD 16%
29 Malverne UFSD 47%
32 Merrick UFSD 7%
33 Mineola UFSD 35%
34 New Hyde Pk.-Garden City Pk. UFSD 22%
35 North Bellmore UFSD 13%
36 North Merrick UFSD 10%
38 Oceanside UFSD 20%
43 Rockville Centre UFSD 13%
44 Roosevelt UFSD 73%
46 Seaford UFSD 13%
47 Sewanhaka CHSD 37%
49 Uniondale UFSD 72%
50 Valley Stream CHSD 42%
51 Valley Stream UFSD Thirteen 45%
52 Valley Stream UFSD Twenty-Four 46%
53 Valley Stream UFSD Thirty 58%
54 Wantagh UFSD 7%
56 West Hempstead UFSD 52%

Long Beach/percentage

27 Long Beach City SD 26%

North Hempstead/percentage

5 Carle Place UFSD 15%
8 East Williston UFSD 10%
16 Great Neck UFSD 21%
18 Herricks UFSD 15%
30 Manhasset UFSD 8%
42 Port Washington UFSD 21%
45 Roslyn UFSD 14%
55 Westbury UFSD 69%

Oyster Bay/percentage

4 Bethpage UFSD 15%
10 Farmingdale UFSD 32%
20 Hicksville UFSD 41%
23 Jericho UFSD 14%
26 Locust Valley CSD 22%
31 Massapequa UFSD 9%
37 North Shore CSD 11%
39 Oyster Bay-East Norwich CSD 27%
40 Plainedge UFSD 12%
41 Plainview-Old Bethpage CSD 12%
48 Syosset CSD 10%

Key Fact:

According to federal guidelines,
approximately **37.4%** of the students enrolled
in Long Island school districts
qualify as Economically Disadvantaged.
(2020-2021)

New York State Demographics

Top ELL Districts (K-12)

District	# of ELLs
New York City	134,964
Brentwood	6,438
Buffalo	5,368
East Ramapo	3,955
Rochester	3,786
Syracuse	3,272
Yonkers	3,193
Hempstead	2,584
Central Islip	2,379
Riverhead	1,860
Newburgh	1,719
Port Chester-Rye	1,668

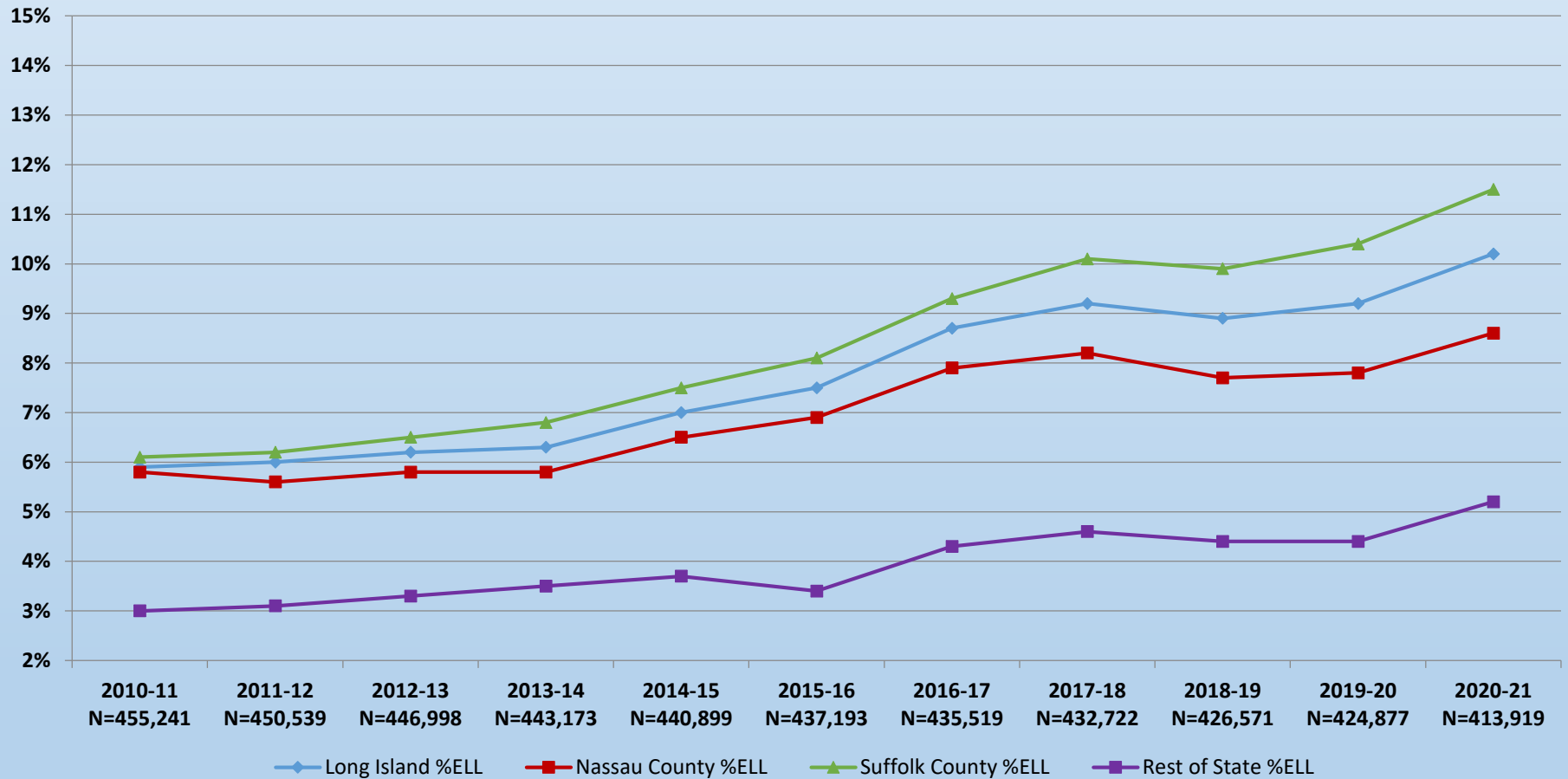
Of the approximately 2.34 million public school students (K-12) in New York State (includes NYC), 9.9% are ELLs/MLLs, which is over 232,000 ELLs/MLLs in NYS (K-12).

NYS School Districts ELL Enrollment 20% or more 2020-21

District	Enrollment	ELL	District	Enrollment	ELL
Kiryas Joel	156	82%	Peekskill	3,265	25%
Wainscott	26	46%	Greenport	623	24%
East Ramapo	9,225	43%	Tuckahoe Common	266	23%
Hempstead	6,146	42%	Freeport	6,490	23%
Port Chester-Rye	4,615	36%	Lawrence	2,336	23%
Brentwood	17,998	36%	Amityville	2,857	23%
Riverhead	5,424	34%	Uniondale	6,523	22%
Westbury	4,663	33%	Springs	616	21%
Central Islip	7,320	33%	Fallsburg	1,437	20%
Wyandanch	2,627	31%	Southampton	1,406	20%
Roosevelt	3,180	30%	Glen Cove	3,036	20%
Bridgehampton	206	29%	South Huntington	5,676	20%
Hampton Bays	2,030	29%	East Hampton	1,774	20%
Huntington	4,236	25%			

Long Island -Shifting Demographics

% of ELL Students on Long Island



N = Total K-12 Enrollment of Long Island

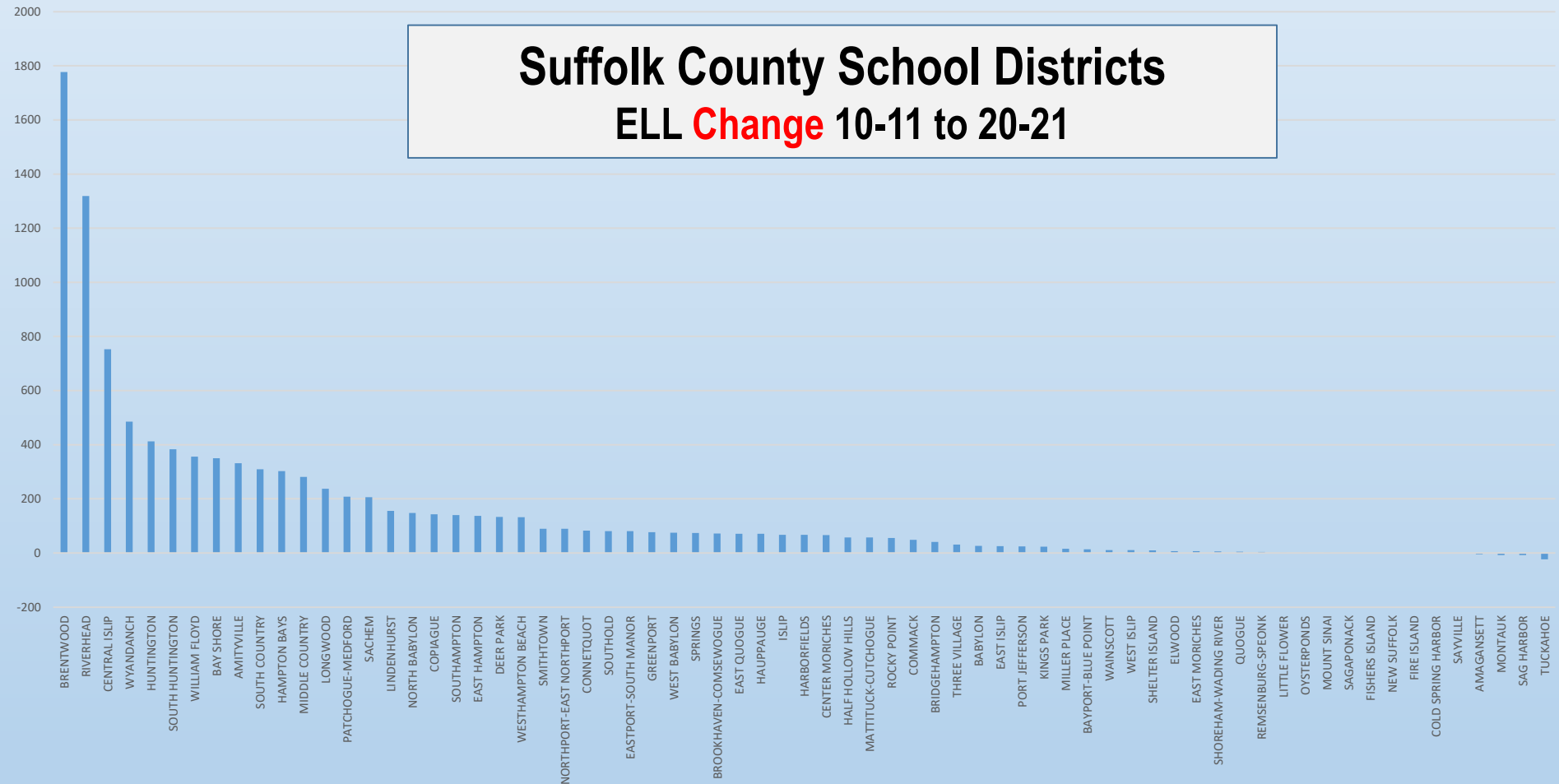
Rest of State Total K-12 Enrollment: 1,059,192

Note: Y-axis only ranges from 2% - 15% to better magnify the data points & trends

2010-11 to 2020-21 NYS School Report Cards

Long Island - Shifting Demographics

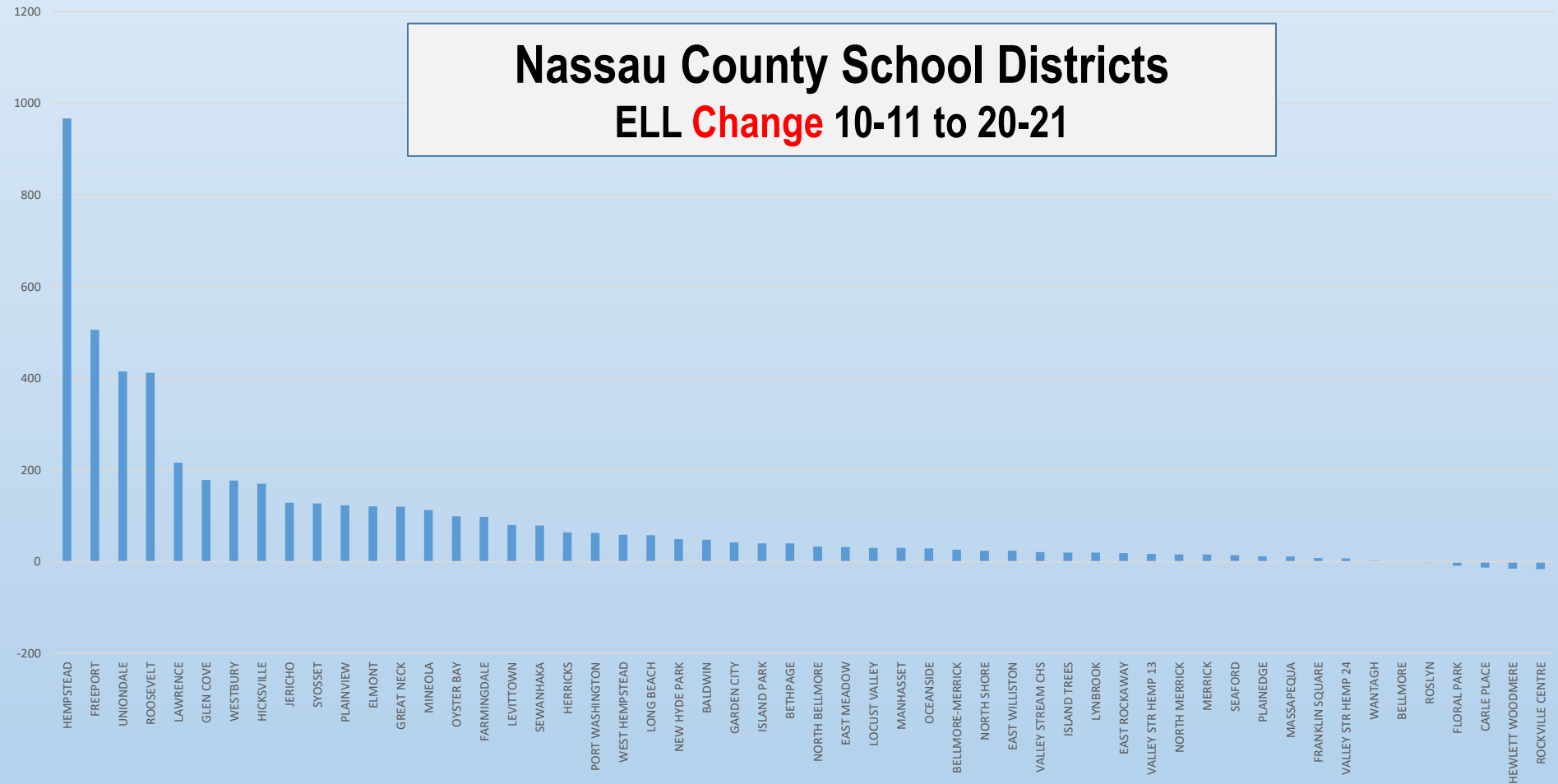
Suffolk County School Districts ELL **Change** 10-11 to 20-21



Total K-12 ELL	10-11	20-21	Total Change	% Change
Suffolk County	15,333	25,541	10,208	66.6%
Long Island	27,110	42,163	15,053	55.5%
Rest of State	37,437	54,959	17,522	46.8%

Long Island - Shifting Demographics

Nassau County School Districts ELL Change 10-11 to 20-21



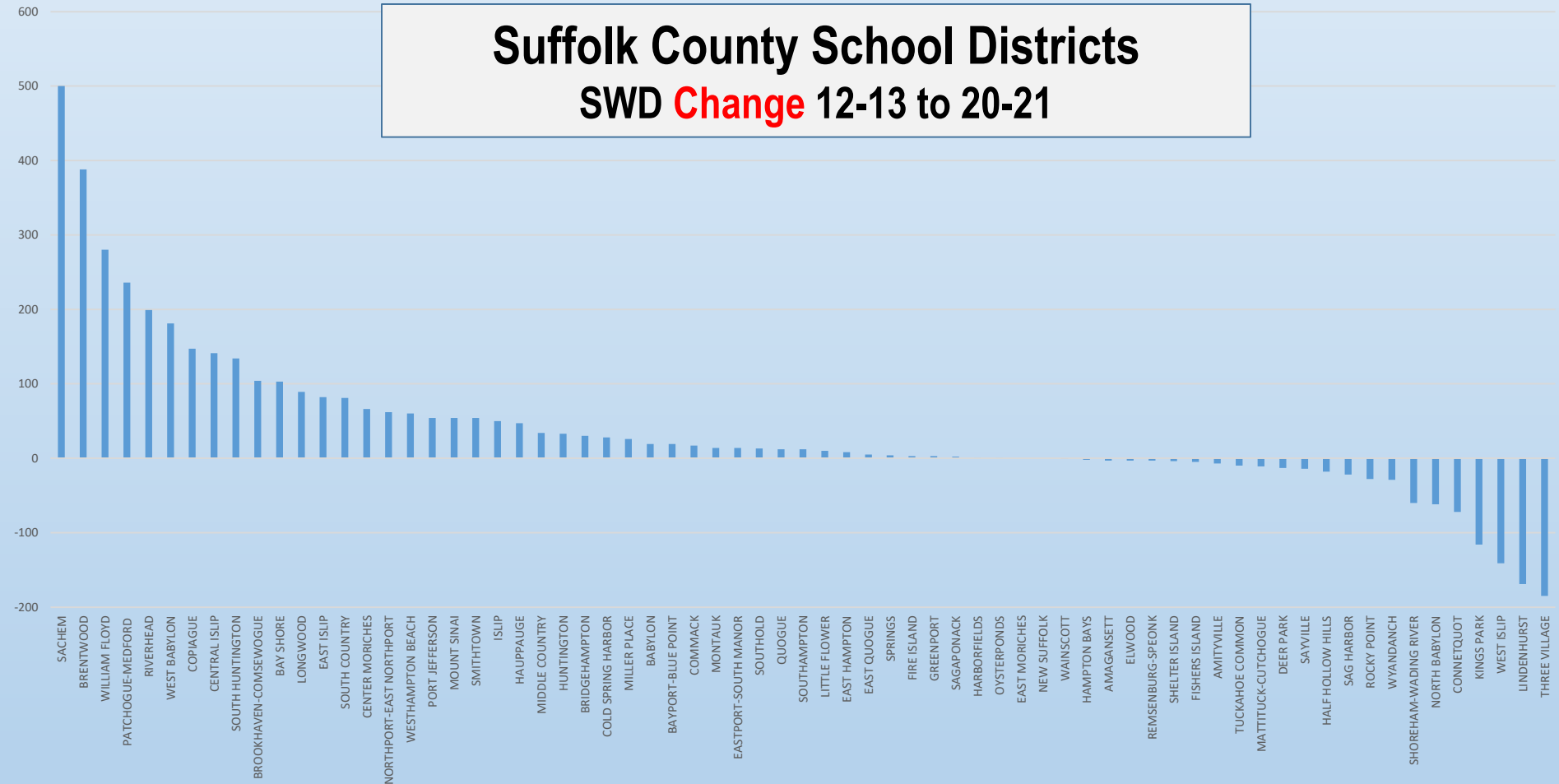
Total K-12 ELL	10-11	20-21	Total Change	% Change
Nassau County	11,777	16,622	3,796	32.2%
Long Island	27,110	42,163	15,053	55.5%
Rest of State	37,437	54,959	17,522	46.8%

As of October 2020:

- Long Island had **42,163** English Language Learners (ELLs)
- This is **18.2%** of the state's total ELL population (including NYC)

Long Island - Shifting Demographics

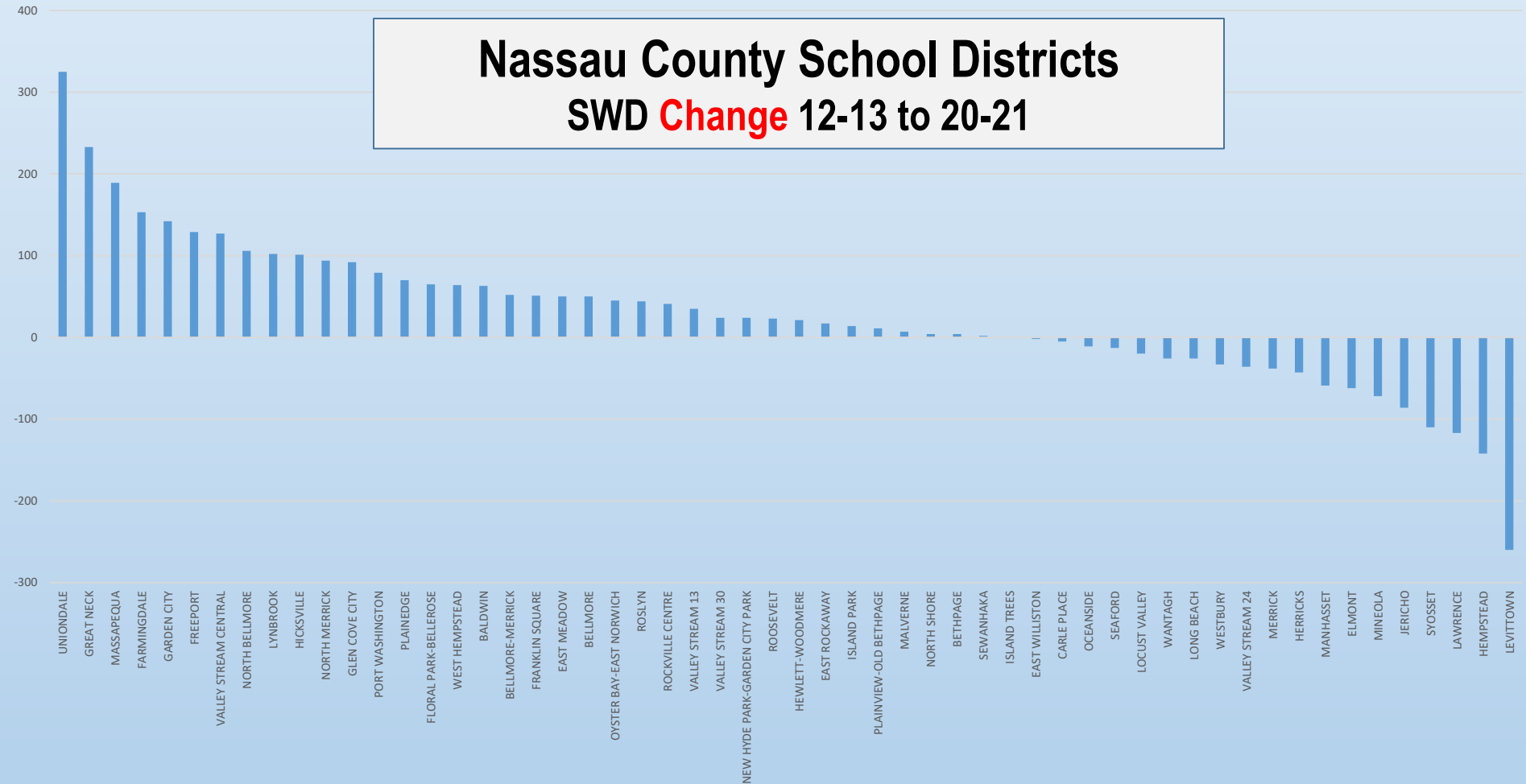
Suffolk County School Districts SWD **Change** 12-13 to 20-21



Total K-12 SWD	12-13	20-21	Total Change	% Change
Suffolk County	33,338	35,780	2,442	7.3%
Long Island	58,257	62,191	3,934	6.8%
Rest of State	162,393	168,455	6,062	3.7%

Long Island - Shifting Demographics

Nassau County School Districts SWD **Change** 12-13 to 20-21

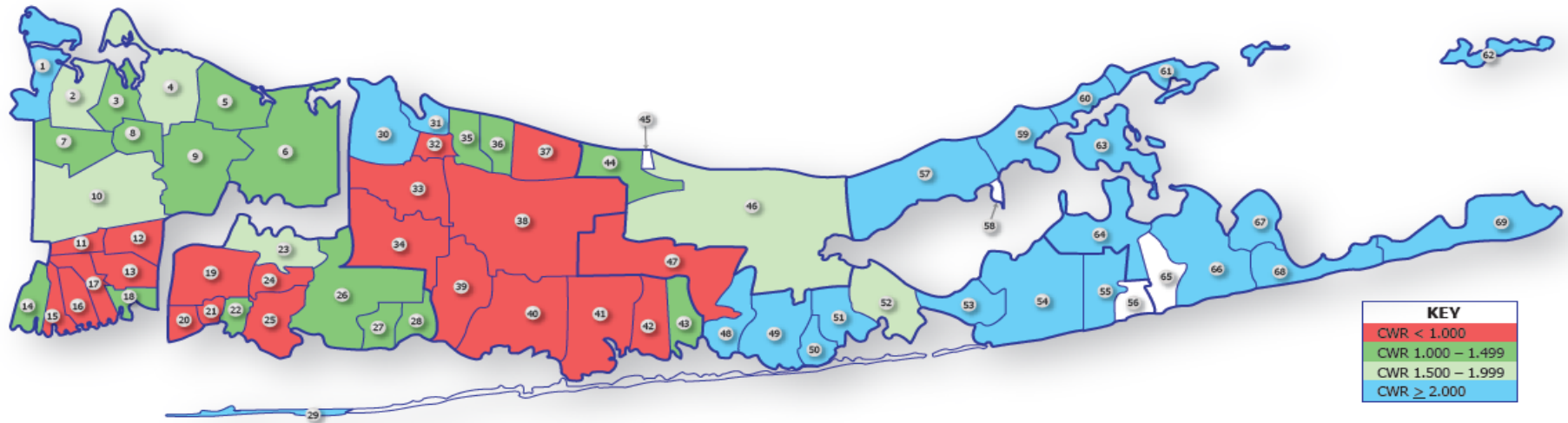


Total K-12 SWD	12-13	20-21	Total Change	% Change
Nassau County	24,919	26,411	1,492	6.0%
Long Island	58,257	62,191	3,934	6.8%
Rest of State	162,393	168,455	6,062	3.7%

Changes in District Wealth



Suffolk County School Districts and Combined Wealth Ratios (CWR) 2011-2012



KEY	
CWR < 1.000	Red
CWR 1.000 – 1.499	Green
CWR 1.500 – 1.999	Light Green
CWR ≥ 2.000	Blue

Western Suffolk/CWR

Huntington/Babylon/Smithtown/CWR

- 1 Cold Spring Harbor CSD 2.958
- 2 Huntington UFSD 1.785
- 3 Harborfields CSD 1.242
- 4 Northport-East Northport UFSD 1.787
- 5 Kings Park CSD 1.247
- 6 Smithtown CSD 1.333
- 7 South Huntington UFSD 1.187
- 8 Elwood UFSD 1.078
- 9 Commack UFSD 1.135
- 10 Half Hollow Hills CSD 1.552
- 11 Wyandanch UFSD 0.437
- 12 Deer Park UFSD 0.912
- 13 North Babylon UFSD 0.805
- 14 Amityville UFSD 1.204
- 15 Copiague UFSD 0.708
- 16 Lindenhurst UFSD 0.816
- 17 West Babylon UFSD 0.910
- 18 Babylon UFSD 1.359

Eastern Suffolk/CWR

Islip/CWR

- 19 Brentwood UFSD 0.482
- 20 West Islip UFSD 0.988
- 21 Bay Shore UFSD 0.967
- 22 Islip UFSD 1.029
- 23 Hauppauge UFSD 1.612
- 24 Central Islip UFSD 0.654
- 25 East Islip UFSD 0.940
- 26 Connetquot CSD 1.143
- 27 Sayville UFSD 1.064
- 28 Bayport-Blue Point UFSD 1.059
- 29 Fire Island UFSD 43.325

Brookhaven/CWR

- 30 Three Village CSD 2.170
- 31 Port Jefferson UFSD 3.222
- 32 Comsewogue UFSD 0.883
- 33 Middle Country CSD 0.835
- 34 Sachem CSD 0.959
- 35 Mount Sinai UFSD 1.121
- 36 Miller Place UFSD 1.016
- 37 Rocky Point UFSD 0.773
- 38 Longwood CSD 0.898
- 39 Patchogue-Medford UFSD 0.877
- 40 South Country CSD 0.898
- 41 William Floyd UFSD 0.579
- 42 Center Moriches UFSD 0.879
- 43 East Moriches UFSD 1.101

Riverhead/CWR

- 44 Shoreham-Wading River CSD 1.241
- 45 Little Flower UFSD*
- 46 Riverhead CSD 1.558

Southold/CWR

- 57 Mattituck-Cutchogue UFSD 2.342
- 58 New Suffolk Common SD*
- 59 Southold UFSD 2.741
- 60 Greenport UFSD 2.313
- 61 Oysterponds UFSD 5.712
- 62 Fishers Island UFSD 21.293

Shelter Island/CWR

- 63 Shelter Island UFSD 9.809

Southampton/CWR

- 47 Eastport/South Manor CSD 0.824
- 48 Remsenburg-Speonk UFSD 5.706
- 49 Westhampton Beach UFSD 4.298
- 50 Quogue UFSD 20.772
- 51 East Quogue UFSD 2.986
- 52 Hampton Bays UFSD 1.826
- 53 Tuckahoe Common SD 3.712
- 54 Southampton UFSD 10.696
- 55 Bridgehampton UFSD 28.577
- 56 Sagaponack Common SD*

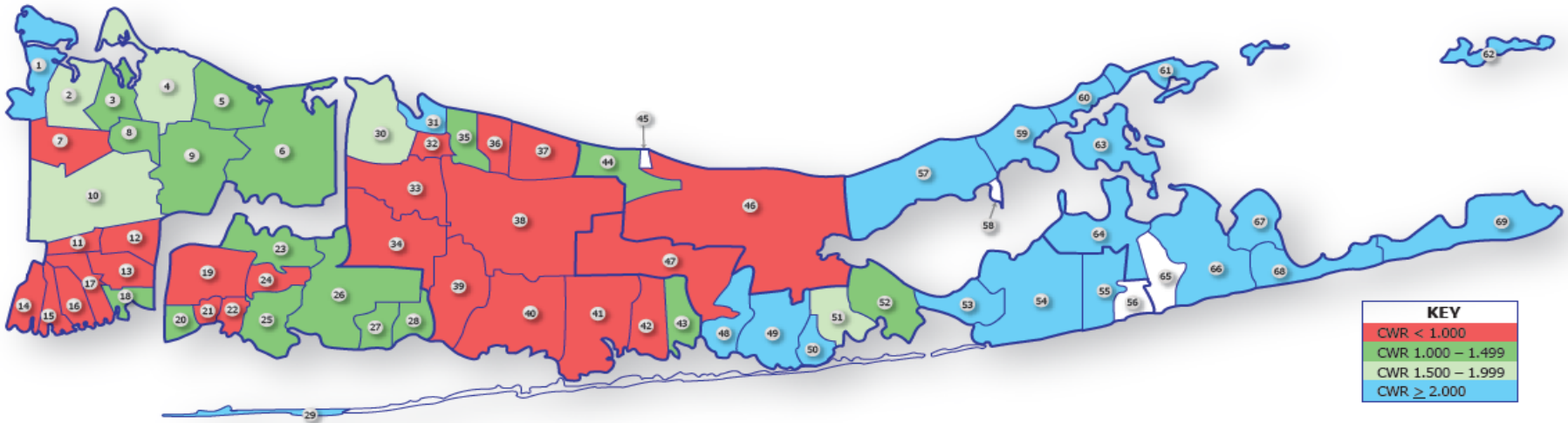
East Hampton/CWR

- 64 Sag Harbor UFSD 5.309
- 65 Wainscott Common SD*
- 66 East Hampton UFSD 9.627
- 67 Springs UFSD 3.962
- 68 Amagansett UFSD 25.934
- 69 Montauk UFSD 8.776

Changes in District Wealth



Suffolk County School Districts and Combined Wealth Ratios (CWR) 2021-2022



KEY
CWR < 1.000
CWR 1.000 – 1.499
CWR 1.500 – 1.999
CWR ≥ 2.000

Western Suffolk/CWR

Huntington/Babylon/Smithtown/CWR

- 1 Cold Spring Harbor CSD 3.395
- 2 Huntington UFSD 1.518
- 3 Harborfields CSD 1.298
- 4 Northport-East Northport UFSD 1.815
- 5 Kings Park CSD 1.404
- 6 Smithtown CSD 1.342
- 7 South Huntington UFSD 0.962
- 8 Elwood UFSD 1.151
- 9 Commack UFSD 1.178
- 10 Half Hollow Hills CSD 1.621
- 11 Wyandanch UFSD 0.262
- 12 Deer Park UFSD 0.811
- 13 North Babylon UFSD 0.701
- 14 Amityville UFSD 0.910
- 15 Copiague UFSD 0.565
- 16 Lindenhurst UFSD 0.799
- 17 West Babylon UFSD 0.880
- 18 Babylon UFSD 1.364

Eastern Suffolk/CWR

Islip/CWR

- 19 Brentwood UFSD 0.340
- 20 West Islip UFSD 1.115
- 21 Bay Shore UFSD 0.745
- 22 Islip UFSD 0.956
- 23 Hauppauge UFSD 1.492
- 24 Central Islip UFSD 0.408
- 25 East Islip UFSD 1.022
- 26 Connetquot CSD 1.062
- 27 Sayville UFSD 1.043
- 28 Bayport-Blue Point UFSD 1.031
- 29 Fire Island UFSD 47.121

Brookhaven/CWR

- 30 Three Village CSD 1.775
- 31 Port Jefferson UFSD 2.583
- 32 Comsewogue UFSD 0.730
- 33 Middle Country CSD 0.758
- 34 Sachem CSD 0.854
- 35 Mount Sinai UFSD 1.042
- 36 Miller Place UFSD 0.883
- 37 Rocky Point UFSD 0.706
- 38 Longwood CSD 0.706
- 39 Patchogue-Medford UFSD 0.733
- 40 South Country CSD 0.830
- 41 William Floyd UFSD 0.466
- 42 Center Moriches UFSD 0.723
- 43 East Moriches UFSD 1.019

Riverhead/CWR

- 44 Shoreham-Wading River CSD 1.203
- 45 Little Flower UFSD*
- 46 Riverhead CSD 0.936

Southold/CWR

- 57 Mattituck-Cutchogue UFSD 2.857
- 58 New Suffolk Common SD*
- 59 Southold UFSD 3.015
- 60 Greenport UFSD 2.007
- 61 Oysterponds UFSD 8.762
- 62 Fishers Island UFSD 21.654

Shelter Island/CWR

- 63 Shelter Island UFSD 12.935

Southampton/CWR

- 47 Eastport/South Manor CSD 0.816
- 48 Remsenburg-Speonk UFSD 5.457
- 49 Westhampton Beach UFSD 3.554
- 50 Quogue UFSD 21.535
- 51 East Quogue UFSD 1.853
- 52 Hampton Bays UFSD 1.417
- 53 Tuckahoe Common SD 4.006
- 54 Southampton UFSD 12.610
- 55 Bridgehampton UFSD 22.980
- 56 Sagaponack Common SD*

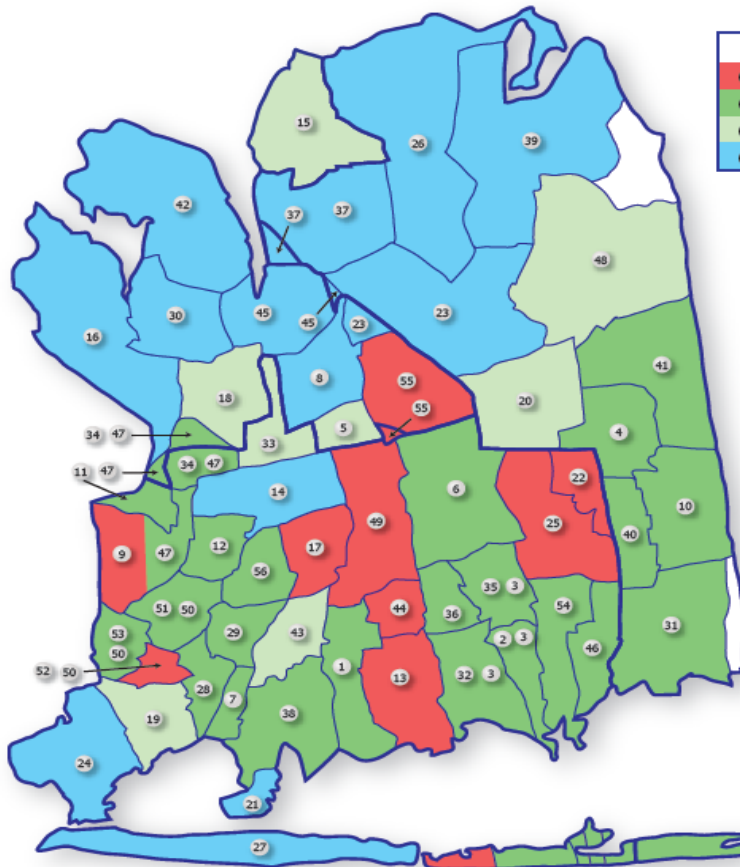
East Hampton/CWR

- 64 Sag Harbor UFSD 6.182
- 65 Wainscott Common SD*
- 66 East Hampton UFSD 8.503
- 67 Springs UFSD 2.916
- 68 Amagansett UFSD 28.838
- 69 Montauk UFSD 9.427

Changes in District Wealth



Nassau County School Districts and Combined Wealth Ratios (CWR) 2011-2012



KEY	
CWR < 1.000	Red
CWR 1.000 – 1.499	Green
CWR 1.500 – 1.999	Yellow
CWR ≥ 2.000	Blue

Glen Cove/CWR

15 Glen Cove City SD 1.894

Hempstead/CWR

1 Baldwin UFSD 1.027
2 Bellmore UFSD 1.378
3 Bellmore-Merrick CHSD 1.219
6 East Meadow UFSD 1.128
7 East Rockaway UFSD 1.217
9 Elmont UFSD 0.876
11 Floral Park-Bellerose UFSD 1.394
12 Franklin Square UFSD 1.061
13 Freeport UFSD 0.742
14 Garden City UFSD 2.574
17 Hempstead UFSD 0.493
19 Hewlett-Woodmere UFSD 1.974
21 Island Park UFSD 2.148
22 Island Trees UFSD 0.903
24 Lawrence UFSD 3.384
25 Levittown UFSD 0.892
28 Lynbrook UFSD 1.328
29 Malverne UFSD 1.265
32 Merrick UFSD 1.444
33 Mineola UFSD 1.977
34 New Hyde Pk.-Garden City Pk. UFSD 1.359
35 North Bellmore UFSD 1.041
36 North Merrick UFSD 1.043
38 Oceanside UFSD 1.310
43 Rockville Centre UFSD 1.852
44 Roosevelt UFSD 0.586
46 Seaford UFSD 1.204
47 Sewanhaka CHSD 1.094
49 Uniondale UFSD 0.983
50 Valley Stream CHSD 1.041
51 Valley Stream UFSD Thirteen 1.021
52 Valley Stream UFSD Twenty-Four 0.978
53 Valley Stream UFSD Thirty 1.130
54 Wantagh UFSD 1.070
56 West Hempstead UFSD 1.401

Long Beach/CWR

27 Long Beach City SD 2.225

North Hempstead/CWR

5 Carle Place UFSD 1.623
8 East Williston UFSD 2.249
16 Great Neck UFSD 3.275
18 Herricks UFSD 1.608
30 Manhasset UFSD 3.581
42 Port Washington UFSD 2.503
45 Roslyn UFSD 2.216
55 Westbury UFSD 0.913

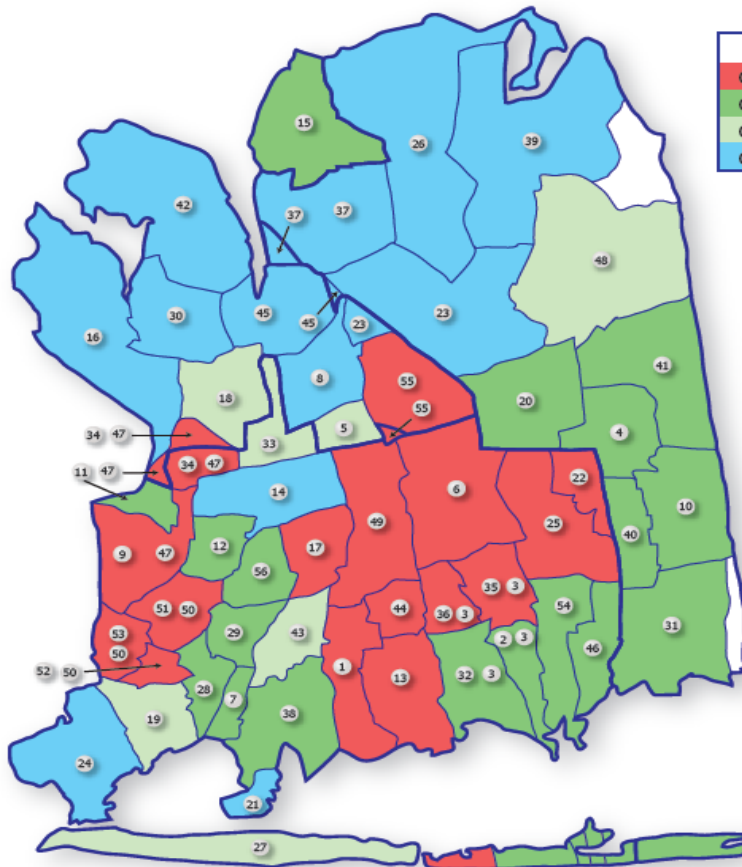
Oyster Bay/CWR

4 Bethpage UFSD 1.329
10 Farmingdale UFSD 1.197
20 Hicksville UFSD 1.517
23 Jericho UFSD 3.002
26 Locust Valley CSD 3.985
31 Massapequa UFSD 1.343
37 North Shore CSD 2.180
39 Oyster Bay-East Norwich CSD 4.137
40 Plainedge UFSD 1.005
41 Plainview-Old Bethpage CSD 1.456
48 Syosset CSD 1.995

Changes in District Wealth



Nassau County School Districts and Combined Wealth Ratios (CWR) 2021-2022



KEY	
CWR < 1.000	Red
CWR 1.000 – 1.499	Green
CWR 1.500 – 1.999	Yellow
CWR ≥ 2.000	Blue

Glen Cove/CWR

15 Glen Cove City SD 1.267

Hempstead/CWR

1 Baldwin UFSD 0.901
 2 Bellmore UFSD 1.395
 3 Bellmore-Merrick CHSD 1.147
 6 East Meadow UFSD 0.973
 7 East Rockaway UFSD 1.209
 9 Elmont UFSD 0.830
 11 Floral Park-Bellerose UFSD 1.190
 12 Franklin Square UFSD 1.022
 13 Freeport UFSD 0.541
 14 Garden City UFSD 2.350
 17 Hempstead UFSD 0.280
 19 Hewlett-Woodmere UFSD 1.615
 21 Island Park UFSD 2.052
 22 Island Trees UFSD 0.903
 24 Lawrence UFSD 3.982
 25 Levittown UFSD 0.803
 28 Lynbrook UFSD 1.152
 29 Malverne UFSD 1.073
 32 Merrick UFSD 1.390
 33 Mineola UFSD 1.652
 34 New Hyde Pk.-Garden City Pk. UFSD 1.130
 35 North Bellmore UFSD 0.964
 36 North Merrick UFSD 0.952
 38 Oceanside UFSD 1.315
 43 Rockville Centre UFSD 1.597
 44 Roosevelt UFSD 0.348
 46 Seaford UFSD 1.160
 47 Sewanhaka CHSD 0.995
 49 Uniondale UFSD 0.673
 50 Valley Stream CHSD 0.834
 51 Valley Stream UFSD Thirteen 0.919
 52 Valley Stream UFSD Twenty-Four 0.820
 53 Valley Stream UFSD Thirty 0.726
 54 Wantagh UFSD 1.125
 56 West Hempstead UFSD 1.354

Long Beach/CWR

27 Long Beach City SD 1.876

North Hempstead/CWR

5 Carle Place UFSD 1.585
 8 East Williston UFSD 2.161
 16 Great Neck UFSD 2.604
 18 Herricks UFSD 1.535
 30 Manhasset UFSD 3.064
 42 Port Washington UFSD 2.029
 45 Roslyn UFSD 2.131
 55 Westbury UFSD 0.644

Oyster Bay/CWR

4 Bethpage UFSD 1.077
 10 Farmingdale UFSD 1.111
 20 Hicksville UFSD 1.241
 23 Jericho UFSD 2.403
 26 Locust Valley CSD 3.520
 31 Massapequa UFSD 1.438
 37 North Shore CSD 2.286
 39 Oyster Bay-East Norwich CSD 4.055
 40 Plainedge UFSD 1.069
 41 Plainview-Old Bethpage CSD 1.302
 48 Syosset CSD 1.770

Long Island Combined Wealth Ratios (CWR)

The percentage of students in districts of below average wealth (CWR<1.00) by BOCES region on Long Island is as follows:

Region	Enrollment (2021-22)	Students in Below Average Wealth Districts	
		#	%
Suffolk County	224,515	137,892	61.4
Eastern Suffolk BOCES	149,543	103,753	69.4
Western Suffolk BOCES	74,972	34,139	45.5
Nassau County (Nassau BOCES)	196,074	73,655	37.6
Long Island	420,589	211,547	50.3

Key Fact:

According to the NYSED 2020-2021 data:

4,425 students (**1.1%**) enrolled in Long Island school districts experienced homelessness at any point in the school year.

9,677 students (**0.9%**) enrolled in the rest of state (excluding NYC & LI) school districts experienced homelessness at any point in the school year.

This is **5.1%** of the state's total homelessness (including NYC)

New York State Demographics

Top Homeless Districts (2020-21)

District	# Homeless
New York City	72,765
Hempstead	734
East Ramapo	705
Mount Vernon	610
Newburgh	541
Yonkers City	349
Syracuse	291
William Floyd	268
Middletown	250
Albany	249
Uniondale	246
Rochester	216
Brentwood	209
Riverhead	165

Of the approximately 2.34 million public school students in New York State (includes NYC), 3.7% experienced homelessness, which is nearly 87,000 homeless in NYS.

**Student
Social Emotional Health
struggles have been
Intensified by the
Pandemic**

Challenges Children and Young People Face During the Pandemic

- **Changes in their routines** (e.g., having to physically distance from family, friends, and worship community)
- **Breaks in continuity of learning** (e.g., virtual learning environments, and technology access and connectivity issues)
- **Breaks in continuity of health care** (e.g., missed well-child and immunization visits, and limited access to mental, speech, and occupational health services.

Challenges Children and Young People Face During the Pandemic

- **Missed significant life events** (e.g., grief of missing celebrations, vacation plans, and/or milestone life events)
- **Lost security and safety** (e.g., housing and food insecurity, increased exposure to violence and online harms, and threat of physical illness and uncertainty for the future)

The Impact of COVID-19 on Education

Short-Term Impacts

- Ability to learn declines
- Disrupted school based services
 - Immunizations
 - School meals
 - Mental health support
 - Therapies
- Regression in development milestones or functioning
- Increased risk of teen pregnancy, sexual exploitation, and violence
- Harms are greater for children with disabilities

The Impact of COVID-19 on Education

Long-Term Impacts

- School dropout rates increase
- Decrease in highest education levels achieved
- Reduction in lifelong earnings
- Exacerbation of existing achievement gaps across race, gender, and disability

Rates of Psychiatric Illness in Children in the USA

June 2020

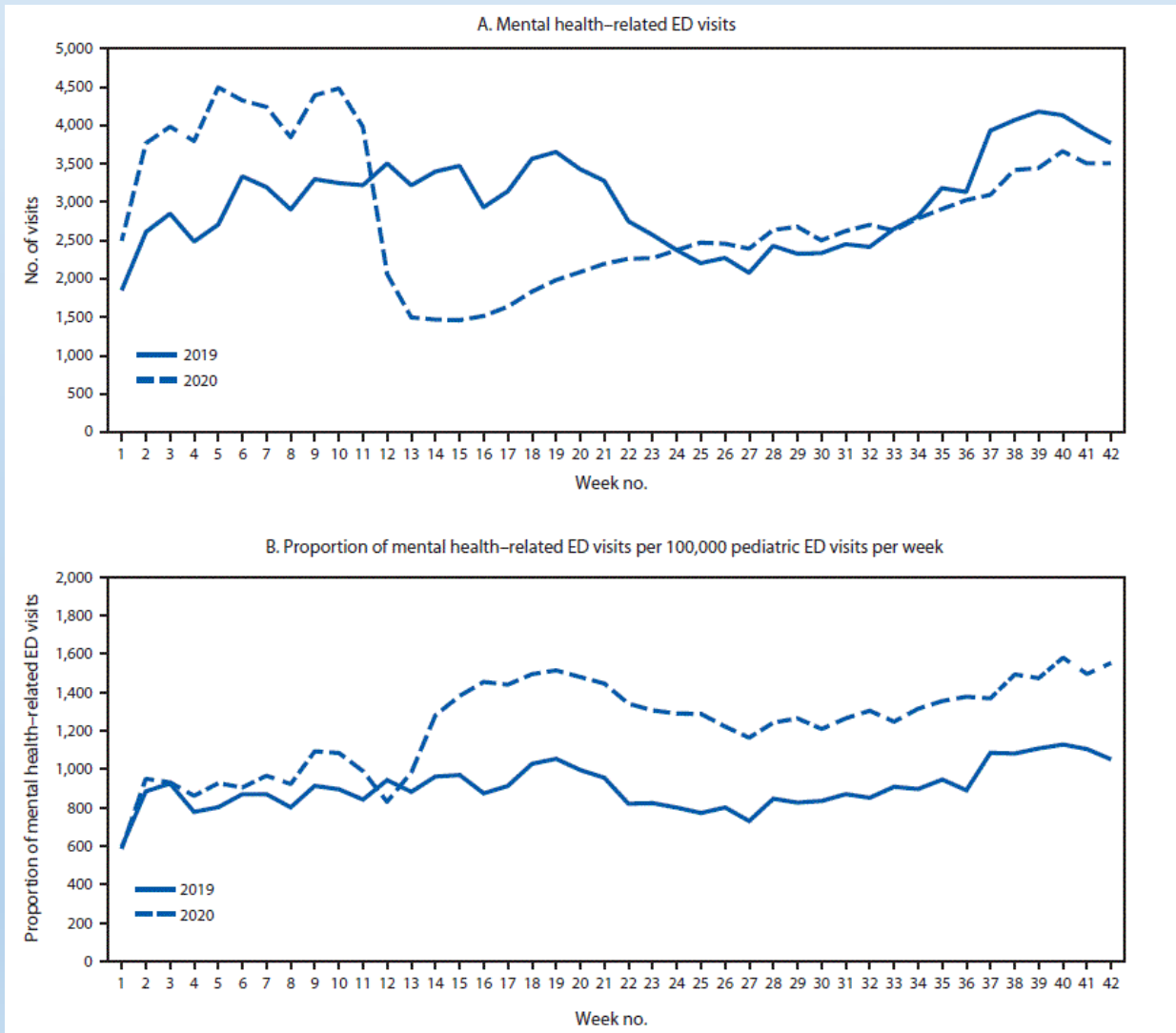
- ADHD Diagnosis - 9.4% (~6.1 million) ages 2-17
- Behavior Problem - 7.4% (~4.5 million) ages 3 – 17
- Anxiety Diagnosis - 7.1% (~4.4 million) ages 3-17
- Depression Diagnosis - 3.2% (~1.9 million) ages 3-17 years

Schools Are An Important Component of Mental Health Care in Children and Adolescents

National Survey of Drug Use and Health:

- Prior to the Pandemic, it was estimated that 13.2% of adolescents received some form of mental health services in the school setting in the preceding 12 months
- Of students receiving mental health services from 2012 – 2015, 57% received a portion of their treatment at school
- 35% received all of their mental health services in school

Weekly Number of Emergency Department Pediatric Mental Health Related Visits January - October 2019 and 2020



* Proportion of mental health-related ED visits = number of ED visits for children's mental health/total number of pediatric ED visits x 100,000.

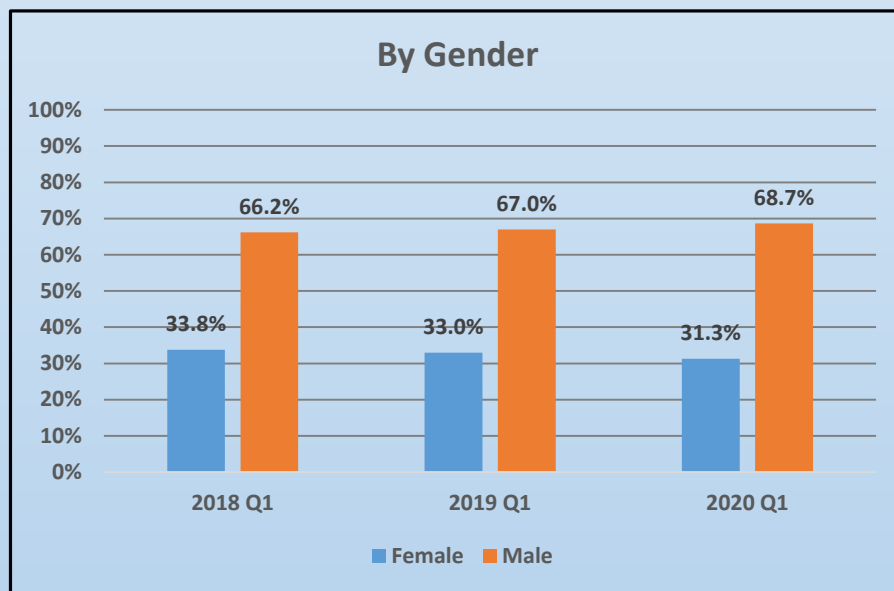
Suicide is One of the Leading Ten Causes of Death for Youth and Young Adults

Per 100,000 population

Rank	Age 10-14			Age 15-24		
		2018	2019		2018	2019
1	Unintentional Injury	692	778	Unintentional Injury	12,044	11,755
2	Suicide	596	534	Suicide	6,211	5,954
3	Malignant Neoplasms	450	404	Homicide	4,607	4,774
4	Homicide	168	191	Malignant Neoplasms	1,371	1,388
5	Congenital Anomalies	172	189	Heart Disease	905	872
6	Heart Disease	101	87	Congenital Abnormalities	354	354
7	Chronic Lower Respiratory Disease	64	81	Diabetes Mellitus	246	248
8	Influenza & Pneumonia	51	71	Influenza & Pneumonia	200	175
9	Cerebro-vascular	54	48	Chronic Lower Respiratory Disease	200	168
10	Benign Neoplasms	30	35	Cerebro-vascular	151	158

Drug Overdose Deaths by Quarter in the United States

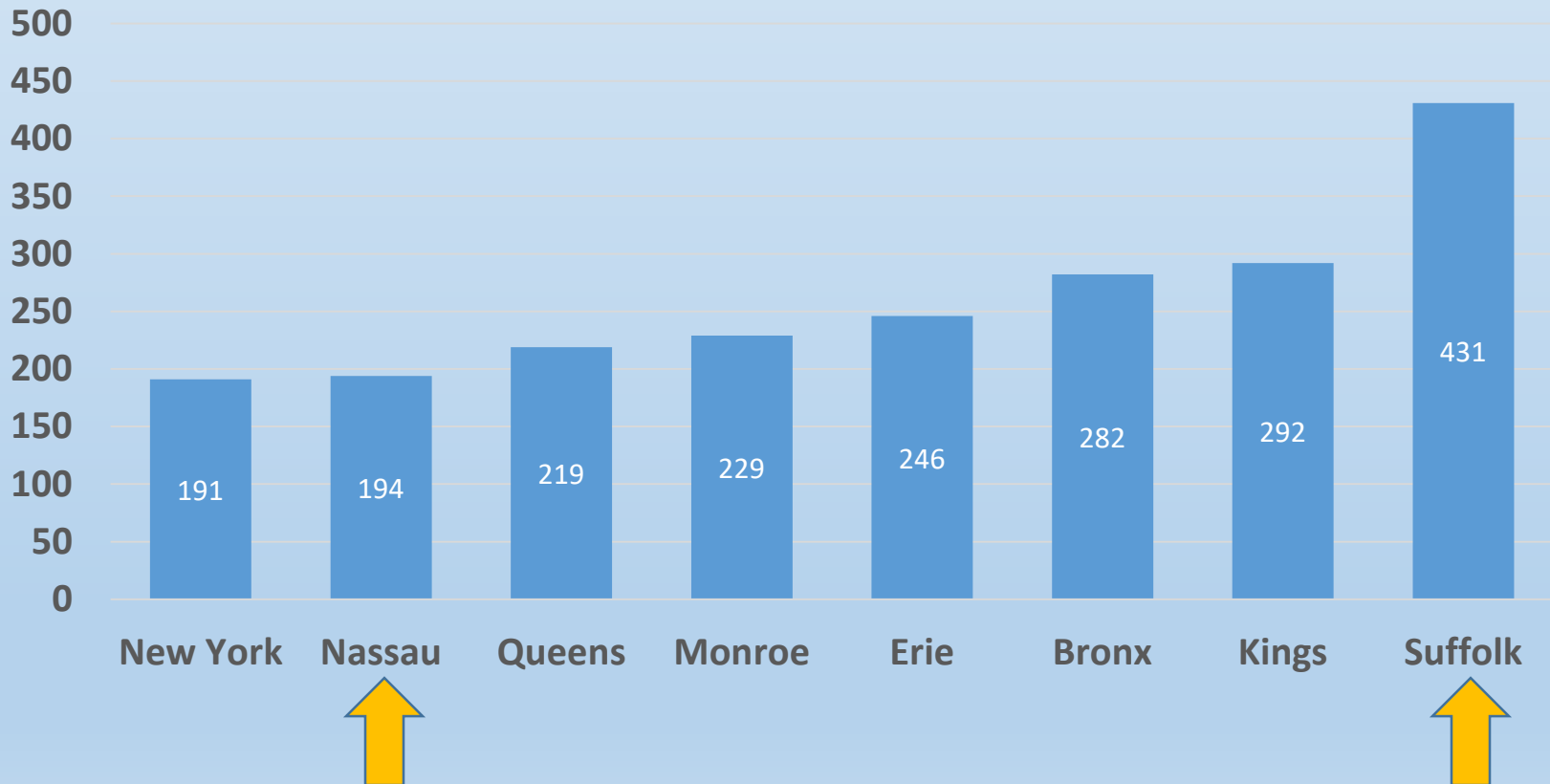
Data from NCHS, National Vital Statistics System



	2018 Q1		2019 Q1		2020 Q1	
	N Total = 16,825	%	N Total = 16,682	%	N Total = 19,416	%
Female	5,694	33.8%	5,498	33.0%	6,084	31.3%
Male	11,131	66.2%	11,184	67.0%	13,332	68.7%

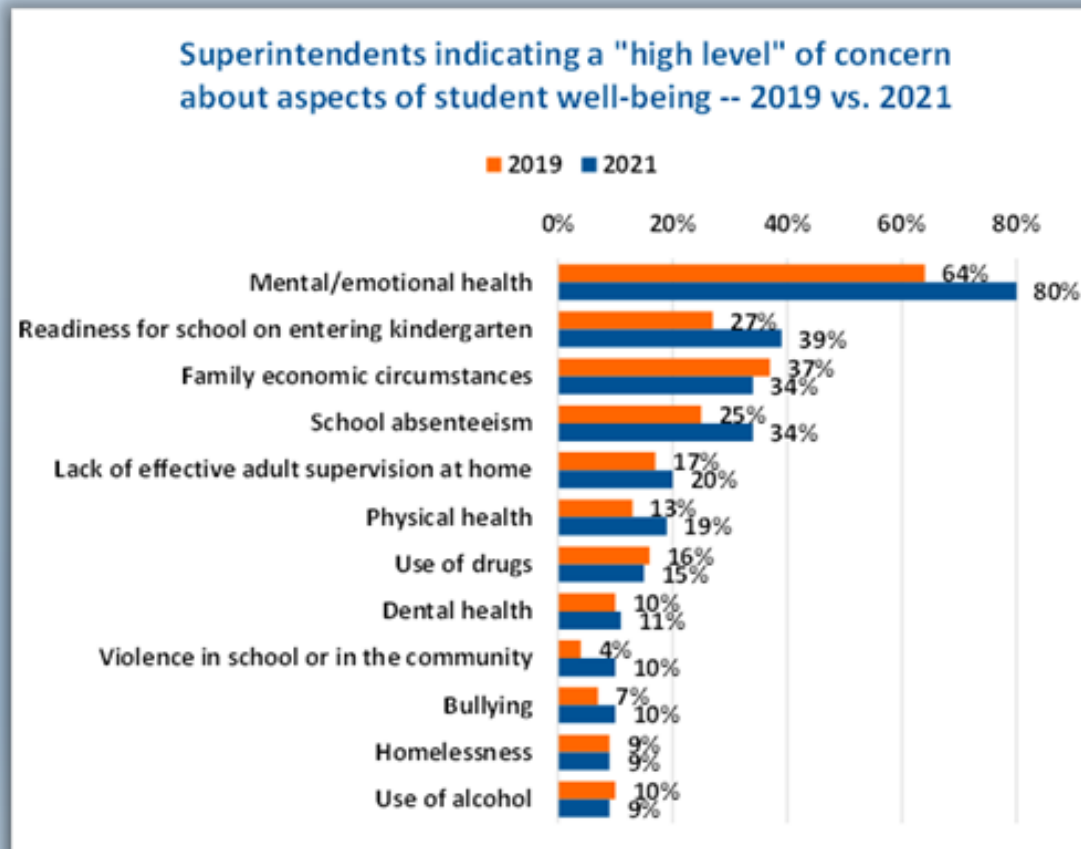
New York State Counties Highest Number of Deaths Involving Drugs

2019



NYSCOSS 2021 Finance and Policy Survey (partial results)

Concern over student needs is growing – especially mental health needs



NYSCOSS Survey Results

Percentage of Superintendents Seeing a "Very Negative" Impact on Students Academic Progress Due to Pandemic Disruptions									
	<u>Elementary School</u>			<u>Middle School</u>			<u>High School</u>		
	General education students	Students with disabilities	English language learners	General education students	Students with disabilities	English language learners	General education students	Students with disabilities	English language learners
New York State	36%	63%	50%	36%	59%	51%	29%	53%	46%
Community									
City	41%	77%	50%	36%	68%	55%	32%	64%	55%
Suburb	32%	59%	53%	30%	56%	53%	21%	50%	46%
Rural	38%	63%	31%	40%	57%	30%	32%	51%	26%
Poverty Level (% of K-6 Students qualifying for federal Free or Reduced Price Lunch Program)									
0-10%	15%	40%	42%	11%	29%	41%	6%	35%	35%
11-20%	21%	52%	52%	21%	54%	54%	15%	48%	52%
21-30%	35%	68%	47%	32%	65%	47%	24%	55%	41%
31-40%	48%	70%	56%	33%	59%	54%	21%	44%	42%
41-50%	32%	55%	37%	31%	51%	43%	29%	53%	38%
51-60%	40%	67%	52%	47%	68%	52%	38%	60%	47%
61-70%	36%	64%	53%	47%	56%	55%	31%	50%	48%
Over 70%	67%	100%	86%	60%	87%	86%	67%	87%	86%

**Dedicated to
Providing High-Quality
Education For All**

Student Outcomes

Graduation Rates and Outcomes of Long Island Students

2016 Total Cohort – 4 Year Outcome August 2020

	Suffolk (Total Cohort 20,100)		Nassau (Total Cohort 16,675)		Long Island (Total Cohort 36,775)		Rest of State (excl. NYC and LI) (Total Cohort 90,642)		New York State (excl. NYC, but incl. LI) (Total Cohort 127,417)	
	N	%	N	%	N	%	N	%	N	%
Graduated	18,158	90.3%	15,487	92.9%	33,645	91.5%	79,321	87.5%	112,966	88.7%
Local Diploma	374	1.9%	229	1.4%	603	1.6%	3,859	4.3%	4,462	3.5%
Regents Diploma	6,898	34.3%	4,659	27.9%	11,557	31.4%	40,182	44.3%	51,739	40.6%
Advanced Regents Diploma	10,866	54.2%	10,599	63.6%	21,485	58.4%	35,280	38.9%	56,765	44.6%
Non-diploma Credential	52	0.3%	40	0.2%	92	0.3%	749	0.8%	841	0.7%
Still Enrolled	1,114	5.5%	687	4.1%	1,801	4.9%	5,060	5.6%	6,861	5.4%
GED	16	0.1%	32	0.2%	48	0.1%	592	0.7%	640	0.5%
Dropped Out	752	3.7%	423	2.5%	1,175	3.2%	4,842	5.3%	6,017	4.7%

Graduation Rates and Outcomes of Long Island Students Least-Wealthy and Wealthiest School Districts

2016 Total Cohort – 4 Year Outcome August 2020

	Least-Wealthy Districts (11 Districts) (Total Cohort 6,198)		Wealthy Districts (11 Districts) (Total Cohort 2,477)		Long Island (Total Cohort 36,775)		Rest of State (excl. NYC and LI) (Total Cohort 90,642)		New York State (excl. NYC, but incl. LI) (Total Cohort 127,417)	
	N	%	N	%	N	%	N	%	N	%
Graduated	5,065	81.7%	2,272	91.7%	33,645	91.5%	79,321	87.5%	112,966	88.7%
Local Diploma	139	2.2%	41	1.7%	603	1.6%	3,859	4.3%	4,462	3.5%
Regents Diploma	3,228	52.1%	559	22.6%	11,557	31.4%	40,182	44.3%	51,739	40.6%
Advanced Regents Diploma	1,698	27.4%	1,672	67.5%	21,485	58.4%	35,280	38.9%	56,765	44.6%
Non-diploma Credential	32	0.5%	10	0.4%	92	0.3%	749	0.8%	841	0.7%
Still Enrolled	555	9.0%	120	4.8%	1,801	4.9%	5,060	5.6%	6,861	5.4%
GED	16	0.3%	0	0.0%	48	0.1%	592	0.7%	640	0.5%
Dropped Out	526	8.5%	75	3.0%	1,175	3.2%	4,842	5.3%	6,017	4.7%

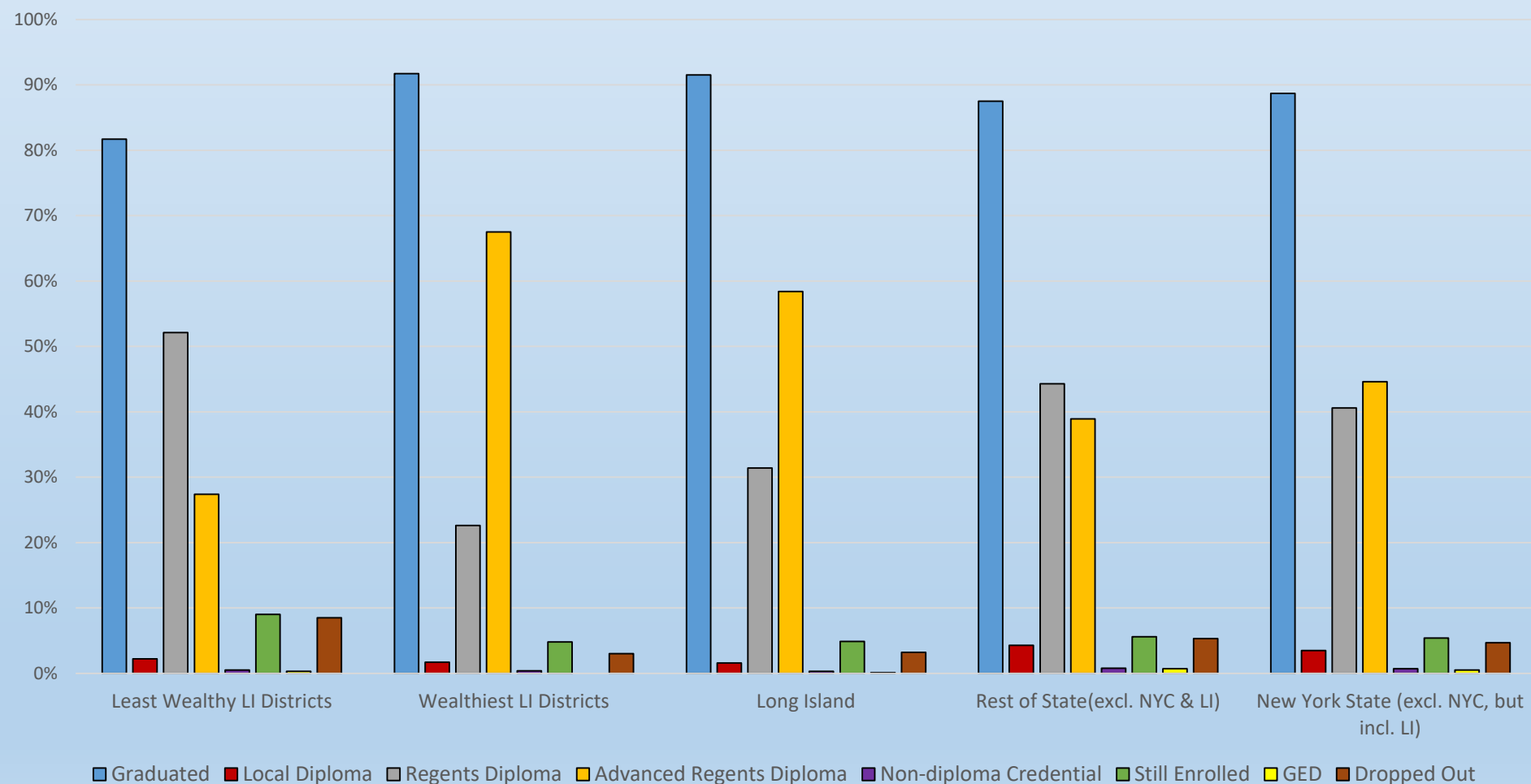
Data from 2019-20 NYS School Report Cards

Wealth calculated using 2019-20 CWR

11 Districts Criteria: 10% x Total # of Districts with at least 1,000 enrollment (2019-20) and have a CWR.

107 districts meet criteria x 10% = 11 districts.

Graduation Rates and Outcomes of Long Island Students Least-Wealthy and Wealthiest School Districts 2016 Total Cohort – 4 Year Outcome (August 2020)



Data from 2019-20 NYS School Report Cards
Wealth calculated using 2019-20 CWR

Long Island Schools Continue to Succeed Beyond Test Scores despite a Pandemic

Regeneron Science Talent Search Semifinalists

- If Long Island was a state, it would rank **1st** in the number of 2022 Regeneron STS Semifinalists (49), ahead of California (45) and NY (44 – for a total of 93).
- 16.3% of 2022 Regeneron STS Semifinalists identified from across the country were from Long Island (49 of 300).



Regeneron Science Talent Search Finalists

7 of the 40 high school seniors named Regeneron Science Talent Search Finalists for 2022 are from Long Island:

- | | |
|------------------------------|-------------------------------------|
| • Ethan Chiu | Syosset High School |
| • Rohan Singh Ghotra | Syosset High School |
| • Roberto Antonio Lopez | Brentwood High School (Ross Center) |
| • Christopher Vincenzo Luisi | John F. Kennedy High School |
| • Amber Luo | Ward Melville High School |
| • Desiree Rigaud | John F. Kennedy High School |
| • Han Byur Youn | Roslyn High School |





Blue Ribbon Schools

- 60 Blue Ribbon schools have been identified on Long Island in the past 21 years.
- In 2021, 5 Public Long Island High Schools were awarded the Blue Ribbon:
 - ❖ Commack High School - Commack
 - ❖ Jericho Senior High School - Jericho
 - ❖ North Shore Senior High School - Glen Head
 - ❖ Robert M. Grable Jr. Mount Sinai High School – Mount Sinai
 - ❖ Sanford H. Calhoun High School - Merrick

2021-22 Suffolk County Statistics for Visual Arts & Music

Event	Number of Suffolk Students Selected	Component Districts Represented	Sponsoring Organization
Statewide Art Exhibits*	94	6	NYS Art Teachers Association (NYSATA)
All County Art Show (Teachers & Students)	41	3	Suffolk County Art Leaders Association (SCALA)
<i>All County Art Show**</i>	107	9	Suffolk County Art Leaders Association (SCALA)
Eastern Suffolk County Student Exhibition	1,358	17	Parrish Art Museum
Long Island Scholar Artists	18	4	Long Island Arts Alliance
All National Musicians (Grades 11 & 12)	11	3	Nat'l Assoc. for Music Education (NAfME)
All State Musician (Grades 11 & 12)	86	27	NY School Music Association (NYSSMA)
All County Musicians (Grades 5-10)	1,890	46	Suffolk County Music Educators Association (SCMEA)
All County Musicians (Grades 11 & 12)	641	36	NYS Council of Admins of Music Ed (NYSCAME)/SCMEA

*Data represent student portfolio reviews and exhibits for NYSSBA, NYS Legislator (Albany), and Art Olympics (Saratoga)

**Art show held virtually

Source: Data shown was provided by each of the individual sponsoring organizations

Fiscal Realities

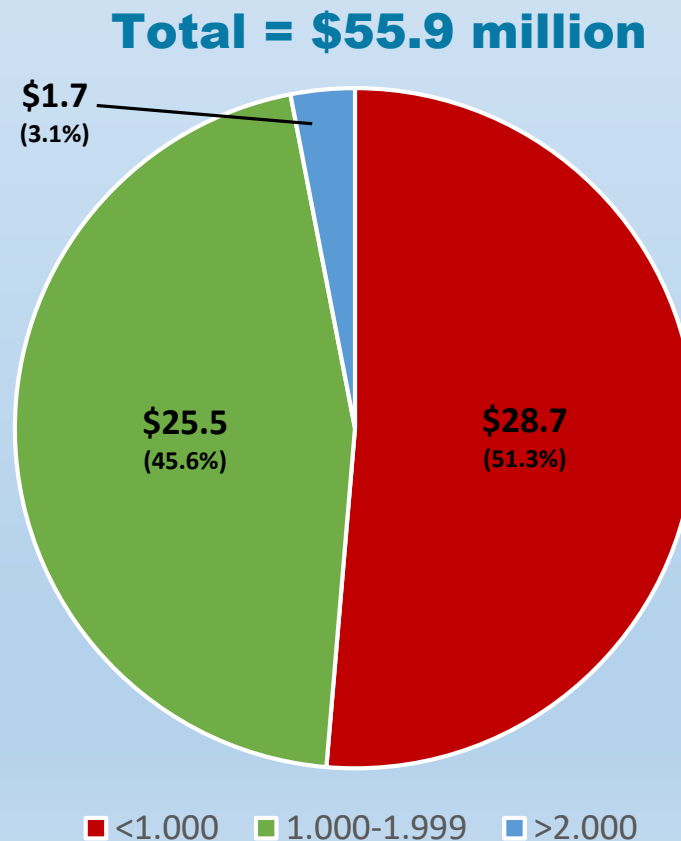
Stressors and Relief

The Impact of COVID-19 on School Budgets

LIEC Budget Impact Survey (October 2021)



Overall Budget Amount Allocated (approximate) to Responding to COVID-19 in 2021-22 by Wealth



LIEC Budget Impact Survey 2021

83 districts responded

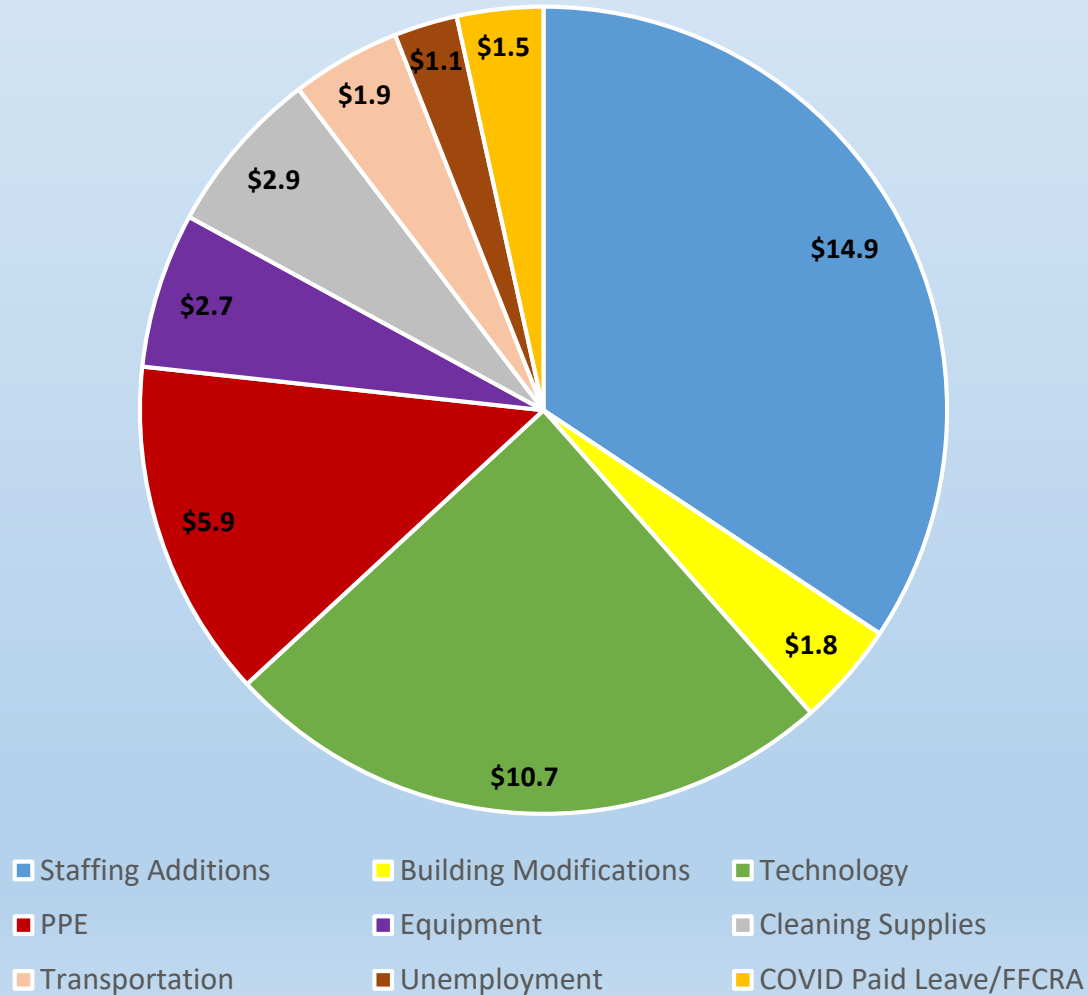
None of the districts with no CWR responded to this question



Additional Fiscal Impact of COVID-19 (in millions)



Total = \$43.3 million





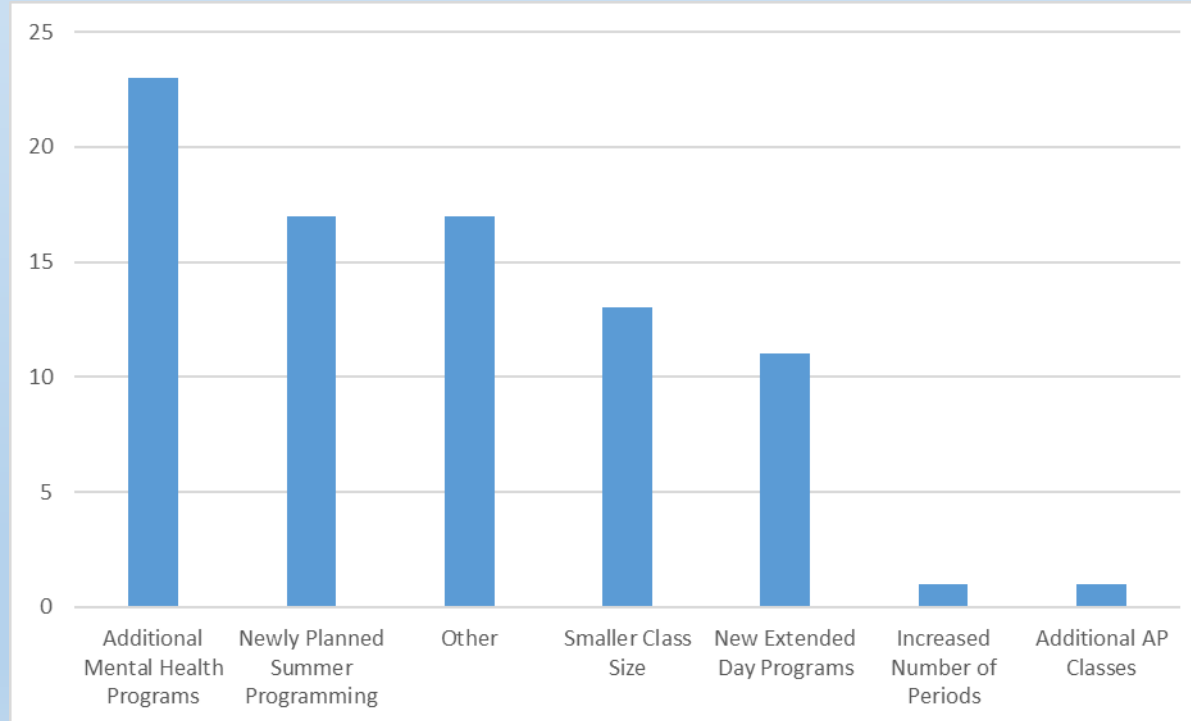
The Impact of Additional State Aid on School Budgets LIEC Budget Impact Survey (October 2021)



Instructional Opportunities Added Due to an Increase in State Aid



66 of 83 responding districts replied to this question.
53% indicated there would be instructional opportunities added for the following reasons.

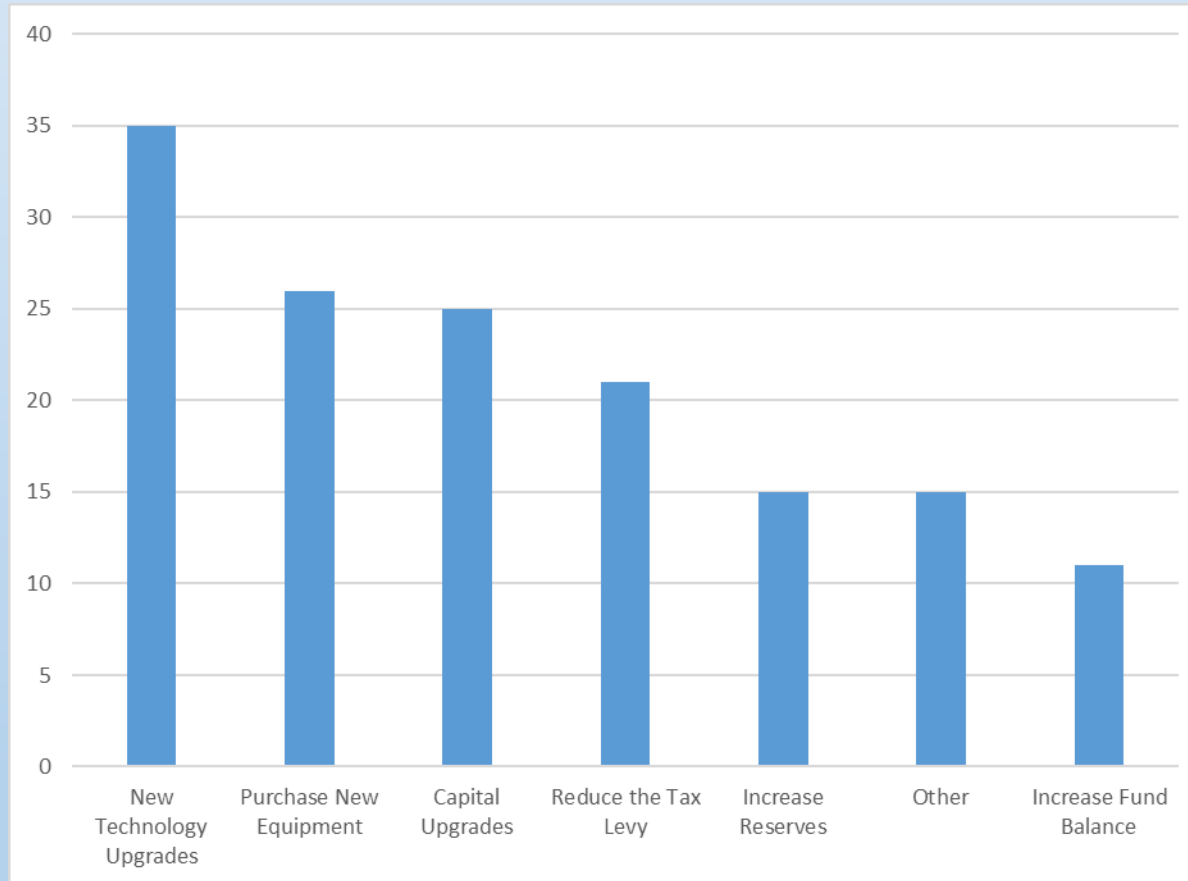




Other Uses of Increased State Aid



53 of 83 responding districts replied to this question.



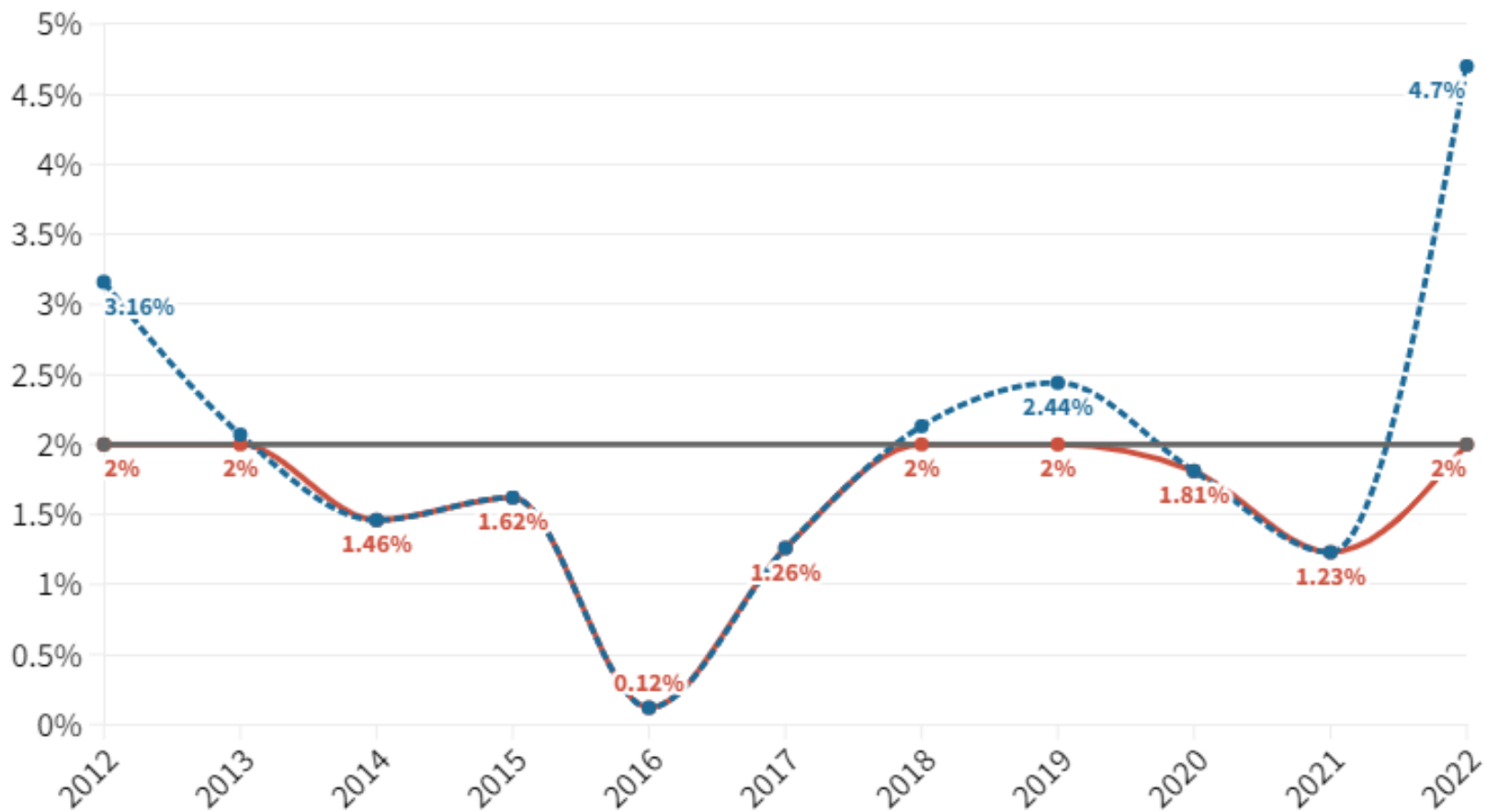
Budgeting Realities

- COVID-19 Costs
- Tax Levy Cap That Needs Modifications
- History of Foundation Formula Freezes
- Unreliable Aid Making Long Term Planning Difficult
- Disproportionate Aid Coming to Long Island

School district tax levy cap over the years

By New York State law, annual tax hikes for school districts and local governments are limited to 2% or the inflation rate, whichever is lower.

■ Tax cap ■ Inflation rate ■ State law limit

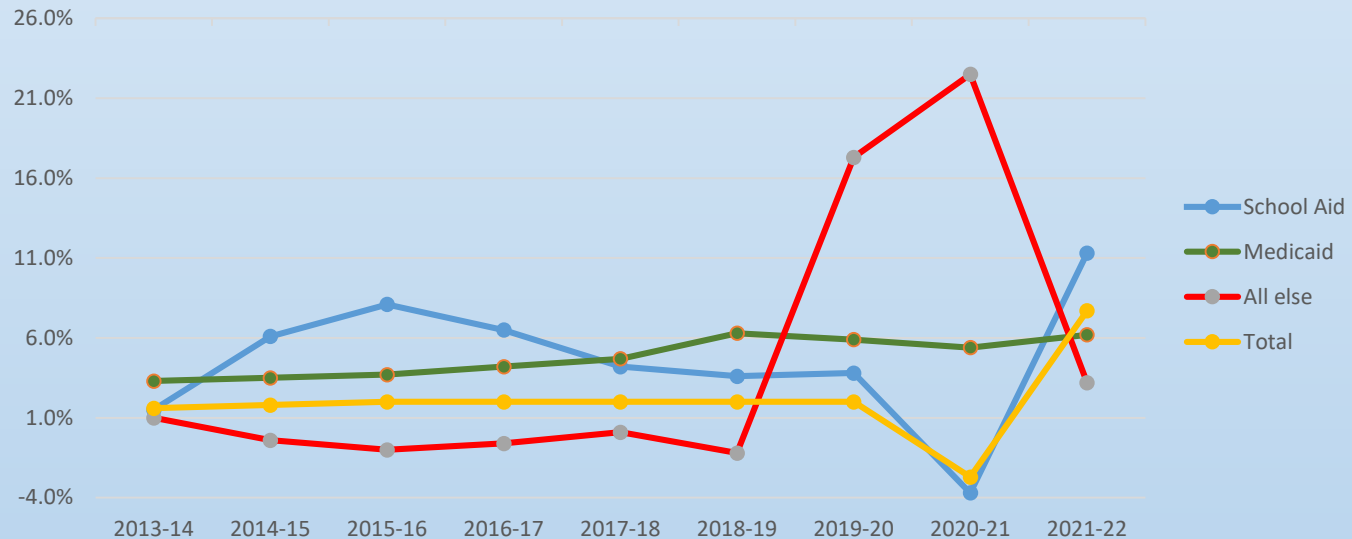


Source: Office of the New York State Comptroller • For July 1 - June 30

The State Budget – Looking Back

Education has fared better than most budget areas

% Change in Major State Operating Funds



	2012-13	2013-14	2014-15	2015-16	2016-17	2017-18	2018-19	2019-20	2020-21	2021-22
School Aid	1.9%	1.5%	6.1%	8.1%	6.5%	4.2%	3.6%	3.8%	-3.7%*	11.3%
Medicaid	3.7%	3.3%	3.5%	3.7%	4.2%	4.7%	6.3%	5.9%	5.4%	6.2%
All else	1.5%	1.0%	-0.4%	-1.0%	-0.6%	0.1%	-1.2%	17.3%	22.5%	3.2%
Total	2.0%	1.6%	1.8%	2.0%	2.0%	2.0%	2.0%	2.0%	-2.7%	7.7

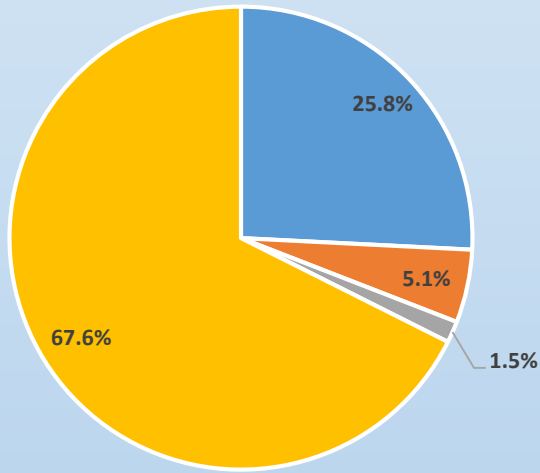
* Does not reflect \$1.1 billion in Federal CARES Act Funding

Distribution of Aid vs. Percentage of Students

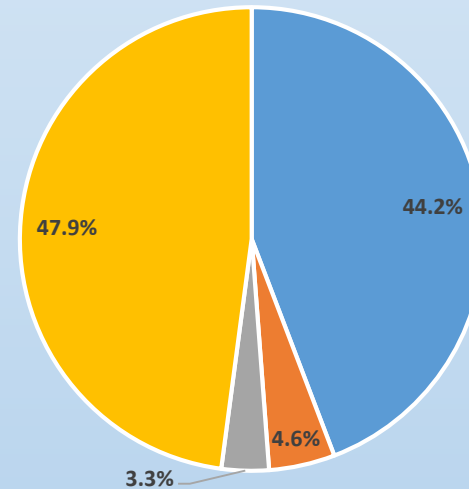
When New York City is included,
the share of state aid directed to Long Island (12.5%)
is less than the percentage (15.8%) of the state's children
being educated on Long Island.

School District Revenues and Star Subsidies

Long Island



Rest of State (excluding NYC & LI)



State Aid Receipts
Federal Aid Receipts

STAR Subsidy Receipts
Property Tax Levy & Other Revenue

Total Receipts from State = State Aid Receipts + STAR Subsidy Receipts

Total Revenue = Total Receipts from State + Federal Aid Receipts +
Property Tax Levy and Other Revenue

Source: NYSED Fiscal Analysis and Research Unit, 2019-20

School District Revenues and Star Subsidies

	State Aid Receipts	STAR Subsidy Receipts	Total Receipts from State	Federal Aid Receipts	Property Tax Levy & Other Revenue	Total Revenue
Long Island	\$3,381,638,387	\$667,618,034	\$4,049,256,421	\$200,687,213	\$8,880,954,710	\$13,130,898,344
% of Total Revenue	25.8%	5.1%	30.8%	1.5%	67.6%	
New York City	\$11,627,296,699	\$165,469,060	\$11,792,765,759	\$1,237,295,595	\$21,163,459,030	\$34,193,520,384
% of Total Revenue	34.0%	0.5%	34.5%	3.6%	61.9%	
New York State (including NYC and LI)	\$27,986,461,766	\$2,180,647,823	\$30,167,109,589	\$2,406,774,828	\$44,127,510,183	\$76,701,394,600
% of Total Revenue	36.5%	2.8%	39.3%	3.1%	57.5%	
Rest of State (excluding NYC and LI)	\$12,977,526,680	\$1,347,560,729	\$14,325,087,409	\$968,792,020	\$14,083,096,443	\$29,376,975,872
% of Total Revenue	44.2%	4.6%	48.8%	3.3%	47.9%	
New York State (excluding NYC, but including LI)	\$16,359,165,067	\$2,015,178,763	\$18,374,343,830	\$1,169,479,233	\$22,964,051,153	\$42,507,874,216
% of Total Revenue	38.5%	4.7%	43.2%	2.8%	54.0%	

Total Receipts from State = State Aid Receipts + STAR Subsidy Receipts

Total Revenue = Total Receipts from State + Federal Aid Receipts +
Property Tax Levy and Other Revenue

Source: NYSED Fiscal Analysis and Research Unit, 2019-20

Reshaping the Future

- Understand the communities and students that we serve
- Take the lessons we have learned over the last two years
- Continue to provide high quality, well rounded, educational programs
- Create multi-year plans utilizing the state aid we have been allocated and promised
- Address long term cost drivers and outdated mandates

Legislative Priorities

Increasing Flexibility In Use of Fund Balance and Reserve – providing school districts with the ability to save and borrow from their reserves. Borrowing from reserves should not be tied to repayment with interest.

APPR Adjustments – We agree high-quality education is critical, yet in the midst of the COVID-19 challenges, we recommend suspending AND revamping the APPR process through the pandemic.

Hiring Shortages/Educator Diversity – streamline aspects of teacher certification, support initiatives to relieve hiring shortages and support educator diversity, temporarily remove earnings cap

Internet Connectivity – Remove the inequities in internet access by supporting the Governor’s “Connect All” initiative.

Priorities (continued)

English language learners – Modify requirements under Part 154, including increasing the grade span requirements for teaching of English Language Learners to be consistent with those of Special Education.

Thoughtfully review the Foundation Formula - With the full funding of Foundation Aid in view, we support research leading to a thoughtful review of the formula that was enacted in 2007.


Amend the “Wicks Law” to increase the project cost threshold, and to allow school districts to enter into Project Labor Agreements for school construction work. Wicks Law requirements unnecessarily cost school districts 20% to 30% more on construction projects.

Long Past Due Modifications to the Tax Levy Cap

- Establish a fixed 2% tax levy cap
- Exclude expenses related to school safety, security, and COVID-19
- Exempt the cost of new government mandates
- Exempt the ever-burgeoning costs of health insurance
- Eliminate the possibility of negative tax levy caps
- Include properties covered by PILOTs in the tax base

What We Need to Serve Our Collective Communities

- Ongoing collaboration with our legislators
- A recognition of our changing needs
- Sustainable funding that supports the changing needs for the future of Long Island students



Eastern Suffolk BOCES Board and Administration

President

Lisa Israel

Vice President

William K. Miller

Member and Clerk

Fred Langstaff

Members

Arlene Barresi
Linda S. Goldsmith
William Hsiang
Susan Lipman

Joseph LoSchiavo
Anne Mackesey
James F. McKenna
Brian O. Mealy

Catherine M. Romano
Robert P. Sweeney
John Wyche

District Superintendent

David Wicks

Chief Operating Officer

Julie Davis Lutz, Ph.D.

Deputy Superintendent

Ryan J. Ruf – Management Services

Associate Superintendent

Claudy Damus-Makelele – Educational Services

Assistant Superintendent

Christopher Cook – Human Resources

Directors

Leah Arnold – Career, Technical and Adult Education

Kate Davern – Educational Support Services

Mark Finnerty – Facilities

April Francis-Taylor – Diversity, Equity, and Inclusivity

Colleen Lipponer – Business Services

Susan Maddi – Administrative Services

Grant Nelsen – Technology Integration

Gina Reilly – Special Education

Darlene Rocas – Regional Information Center

www.esboces.org

Eastern Suffolk BOCES does not discriminate against any employee, student, applicant for employment, or candidate for enrollment on the basis of gender, race, color, religion or creed, age, weight, national origin, marital status, disability, sexual orientation, gender identity or expression, transgender status, military or veteran status, domestic violence victim status, genetic predisposition or carrier status, or any other classification protected by Federal, State, or local law. This policy of nondiscrimination includes: access by students to educational programs, student activities, recruitment, appointment and promotion of employees, salaries, pay, and other benefits. ESBOCES also provides equal access to the Boy Scouts and other designated youth groups. ESBOCES fully complies with all applicable rules and regulations pertaining to civil rights for students and employees (e.g., Title IX of the Education Amendments of 1972, § 504 of the Rehabilitation Act of 1973, Titles VI and VII of the Civil Rights Act of 1964, Dignity for All Students Act, § 303 of Age Discrimination Act of 1975, the Americans with Disabilities Act of 1990, and the Boy Scouts of America Equal Access Act of 2001). Inquiries regarding the implementation of the above laws should be directed to either of ESBOCES Civil Rights Compliance Officers at ComplianceOfficers@esboces.org; the Assistant Superintendent for Human Resources, 631-687-3029, or the Associate Superintendent for Educational Services, 631-687-3056, 201 Sunrise Highway, Patchogue, NY 11772. Inquiries may also be addressed to the Office for Civil Rights at the US Department of Education, 32 Old Slip, 26th Floor, New York, NY 10005, 646-428-3800, OCR.NewYork@ed.gov.



SCSSA LEADERSHIP

Board of Directors

President – Dr. Yiendhy Farrelly, West Babylon UFSD
President-Elect – Mr. James Polansky, Huntington UFSD
Vice President – Dr. Timothy Hearney, Bayport-Blue Point UFSD
Treasurer – Dr. Julie Davis Lutz, Eastern Suffolk BOCES
Secretary – Dr. Harold J. Dean, Little Flower UFSD

Legislative Committee

Chairperson

Dr. Julie Davis Lutz

Brookhaven/Riverhead Cluster

Dr. Marianne Cartisano
Dr. Roberta A. Gerold
Dr. Ronald M. Masera
Mr. Gerard Poole
Dr. Augustine E. Tornatore

Huntington/Smithtown Cluster

Dr. Kenneth Bossert
Dr. Timothy Eagen

Islip Cluster

Mrs. Bernadette M. Burns
Mr. John V. Dolan
Dr. Dennis P. O'Hara

East End Cluster

Mr. Lars Clemensen
Mr. Jeffrey Ryvicker

Western Suffolk BOCES

Mr. Michael Flynn

Executive Director

Mr. Gary D. Bixhorn



Reporting ELL & Immigrant Students for Title III Funding

- LEAs review ELL counts by district and charter school in Level 2 of the Student Information Repository System (SIRS) using the SIRS-652 “Annual Title III Allocation ELL and Immigrant Count” L2RPT report
- Data will be refreshed weekly, based on the previous Friday’s data submitted to SIRS. If errors are found, LEAs must make corrections to inaccurate public and charter school student data in their local student management systems and ensure that the revised data are loaded into Level 2 of the SIRS by June **TBD**
- Local Level 1 data centers will require data to be submitted earlier than June **TBD** in order to allow sufficient time for processing.
- ****Based on the 2021 ELL/Immigrant Memo, We are waiting for the updated memo to be released****



- Districts should be actively checking their ELL & Immigrant counts

Data Refresh Date: May 11, 2022

Grades	ELL Count	Immigrant Count
All Grades	606	115
KF	49	0
01	52	7
02	62	17
03	33	12
04	60	8
05	25	8
06	48	11
07	39	6
08	42	4
09	57	13
10	39	6
11	50	14
12	40	9
14	10	0

District: [District 10 - District 10](#)
School Year: 2021-22

Data Refresh Date: May 11, 2022 Drill Through Location: All Grades - ELL

Student ID	NYSSIS ID	Student Name	Grade	Gender	Ethnicity	ELL	Immigrant
Student ID	NYSSIS ID	Student Name	12	Female	Hispanic or Latino	YES	
Student ID	NYSSIS ID	Student Name	05	Female	Hispanic or Latino	YES	
Student ID	NYSSIS ID	Student Name	12	Male	Hispanic or Latino	YES	YES
Student ID	NYSSIS ID	Student Name	02	Female	Hispanic or Latino	YES	YES
Student ID	NYSSIS ID	Student Name	04	Female	Hispanic or Latino	YES	
Student ID	NYSSIS ID	Student Name	11	Male	Hispanic or Latino	YES	
Student ID	NYSSIS ID	Student Name	05	Female	Hispanic or Latino	YES	YES
Student ID	NYSSIS ID	Student Name	02	Female	Hispanic or Latino	YES	
Student ID	NYSSIS ID	Student Name	KF	Male	Hispanic or Latino	YES	
Student ID	NYSSIS ID	Student Name	14	Male	Hispanic or Latino	YES	
Student ID	NYSSIS ID	Student Name	11	Male	Hispanic or Latino	YES	
Student ID	NYSSIS ID	Student Name	04	Female	Hispanic or Latino	YES	
Student ID	NYSSIS ID	Student Name	11	Female	Hispanic or Latino	YES	
Student ID	NYSSIS ID	Student Name	09	Female	Hispanic or Latino	YES	
Student ID	NYSSIS ID	Student Name	04	Female	Hispanic or Latino	YES	
Student ID	NYSSIS ID	Student Name	09	Female	Hispanic or Latino	YES	
Student ID	NYSSIS ID	Student Name	01	Female	Hispanic or Latino	YES	
Student ID	NYSSIS ID	Student Name	01	Male	Hispanic or Latino	YES	
Student ID	NYSSIS ID	Student Name	01	Male	Hispanic or Latino	YES	
Student ID	NYSSIS ID	Student Name	02	Female	Hispanic or Latino	YES	



New York State Student Information Repository System (SIRS) Manual

New York State Education Dept. - Level 0

NEW FEATURES VERSION 17.03 AND STATE REPORTING REMINDERS



**Regional Information Center
Student Data Services**



Level o v17.03 – New Process!

Student Digital Resources now allows partial surveys to move to Level 2:

Level o v17.03 – New Process!

Student Digital Resources now allows partial surveys to move to Level 2:

*Student ID:	*Location Code:	*Primary Learning Device Type Code:	*Primary Learning Device Provider Code:
993001233		LAPTOP :: LAPTOP	PERSONAL :: PERSONAL
*School Provided Device Indicator:	*Primary Learning Device Access Code:	*Primary Learning Device Sufficiency Indicator:	*Internet Access In Barrier Code:
Y :: Yes		Y :: Yes	NONE :: NONE
*Internet Access In Residence Indicator:	*Internet Access Type Code:	*Internet Performance Code:	*Survey Date:
Y :: Yes	RESBROADBAND :: RESIDENTIAL BROADBAND		2021-12-02

Import Validation Messages:

Success! The record validated with no import errors. However no verification checks were performed on this record.

Delete Record Validate & Save Curr. Student / Add New Clear

Level o v17.03 – New Process!

Student Digital Resources now allows partial surveys to move to Level 2:

*Student ID:	*Location Code:	*Primary Learning Device Type Code:	*Primary Learning Device Provider Code:
993001233		LAPTOP :: LAPTOP	PERSONAL :: PERSONAL
*School Provided Device Indicator:	*Primary Learning Device Access Code:	*Primary Learning Device Sufficiency Indicator:	*Internet Access In Barrier Code:
Y :: Yes		Y :: Yes	NONE :: NONE
*Internet Access In Residence Indicator:	*Internet Access Type Code:	*Internet Performance Code:	*Survey Date:
Y :: Yes	RESBROADBAND :: RESIDENTIAL BROADBAND		2021-12-02

Import Validation Messages:

Success! The record validated with no import errors. However no verification checks were performed on this record.

Delete Record Validate & Save Curr. Student / Add New Clear

The only records that error are surveys with no responses recorded:

Level o v17.03 – New Process!

Student Digital Resources now allows partial surveys to move to Level 2:

*Student ID:	*Location Code:	*Primary Learning Device Type Code:	*Primary Learning Device Provider Code:
993001233		LAPTOP :: LAPTOP	PERSONAL :: PERSONAL
*School Provided Device Indicator:	*Primary Learning Device Access Code:	*Primary Learning Device Sufficiency Indicator:	*Internet Access In Barrier Code:
Y :: Yes		Y :: Yes	NONE :: NONE
*Internet Access In Residence Indicator:	*Internet Access Type Code:	*Internet Performance Code:	*Survey Date:
Y :: Yes	RESBROADBAND :: RESIDENTIAL BROADBAND		2021-12-02

Import Validation Messages:

Success! The record validated with no import errors. However no verification checks were performed on this record.

Delete Record Validate & Save Curr. Student / Add New Clear

The only records that error are surveys with no responses recorded:

Student ID:	Last Name:	First Name:	Loc. Code:	Loc. Name:	Prim. Dev. Type Code:	Errors:
120480534			0001			DR6422: At a minimum, one survey question response must be provided.
120480730			0001			DR6422: At a minimum, one survey question response must be provided.

Level o v17.03 – New Process!

Student Digital Resources now allows partial surveys to move to Level 2:

*Student ID:	*Location Code:	*Primary Learning Device Type Code:	*Primary Learning Device Provider Code:
993001233		LAPTOP :: LAPTOP	PERSONAL :: PERSONAL
*School Provided Device Indicator:	*Primary Learning Device Access Code:	*Primary Learning Device Sufficiency Indicator:	*Internet Access In Barrier Code:
Y :: Yes		Y :: Yes	NONE :: NONE
*Internet Access In Residence Indicator:	*Internet Access Type Code:	*Internet Performance Code:	*Survey Date:
Y :: Yes	RESBROADBAND :: RESIDENTIAL BROADBAND		2021-12-02

Import Validation Messages:

Success! The record validated with no import errors. However no verification checks were performed on this record.

Delete Record Validate & Save Curr. Student / Add New Clear

The only records that error are surveys with no responses recorded:

Student ID:	Last Name:	First Name:	Loc. Code:	Loc. Name:	Prim. Dev. Type Code:	Errors:
120480534			0001			DR6422: At a minimum, one survey question response must be provided.
120480730			0001			DR6422: At a minimum, one survey question response must be provided.

Districts that are part of the Survey Loading Service – records were resubmitted to level o to include partials

Level o v17.03 – New Process!

Student Digital Resources now allows partial surveys to move to Level 2:

*Student ID:	*Location Code:	*Primary Learning Device Type Code:	*Primary Learning Device Provider Code:
993001233		LAPTOP :: LAPTOP	PERSONAL :: PERSONAL
*School Provided Device Indicator:	*Primary Learning Device Access Code:	*Primary Learning Device Sufficiency Indicator:	*Internet Access In Barrier Code:
Y :: Yes		Y :: Yes	NONE :: NONE
*Internet Access In Residence Indicator:	*Internet Access Type Code:	*Internet Performance Code:	*Survey Date:
Y :: Yes	RESBROADBAND :: RESIDENTIAL BROADBAND		2021-12-02

Import Validation Messages:

Success! The record validated with no import errors. However no verification checks were performed on this record.

Delete Record Validate & Save Curr. Student / Add New Clear

The only records that error are surveys with no responses recorded:

Student ID:	Last Name:	First Name:	Loc. Code:	Loc. Name:	Prim. Dev. Type Code:	Errors:
120480534			0001			DR6422: At a minimum, one survey question response must be provided.
120480730			0001			DR6422: At a minimum, one survey question response must be provided.

Districts that are part of the Survey Loading Service – records were resubmitted to level o to include partials

Districts that are NOT part of the Survey Loading Service must reload partials for them to be counted

Level o v17.03 – New Data Quality Reports!

[Check out the new Data Quality Reports!](#)

Level 0 v17.03 – New Data Quality Reports!

Check out the new Data Quality Reports!

New York State Education Dept. - Level 0						
Elect. Import	Manual Input	L1-Data Prep.	Reports	Admin	Help	Log Off
User Account: Bill Ritchie (britchie). Current Password		Information/Warning Reports		Profile Info		
Current # of users logged on: 3 View All Users		Data Quality Reports				
District:		Dashboard				
NY280000 : Sample District		RIC Level Reports				
		Demographics		▼		
		Enrollment				
Welcome to Level 0!		Program Fact				
		Assessment				
		Assess/Acc/Mod				

Level 0 v17.03 – New Data Quality Reports!

[Check out the new Data Quality Reports!](#)

New York State Education Dept. - Level 0						
Elect. Import	Manual Input	L1-Data Prep.	Reports	Admin	Help	Log Off
User Account: Bill Ritchie (britchie). Current Password Current # of users logged on: 3 View All Users			Information/Warning Reports			
			Data Quality Reports Profile Info			
District: NY280000 : Sample District			Dashboard			
			RIC Level Reports			
Welcome to Level 0!			Demographics <input type="button" value="v"/>			
			Enrollment			
			Program Fact			
			Assessment			
			Assess/Acc/Mod			

Data Quality Reports

To help ensure accuracy, please resolve any outstanding errors before running these reports.

Select Data Type:

Demographics
Enrollment
Assessment
Day Calendar
Course
Student Digital Resources

Select Report:

Level o v17.03 – New Data Quality Reports!

Grade 12 Students Missing a Diploma (Demographics):

Level 0 v17.03 – New Data Quality Reports!

Grade 12 Students Missing a Diploma (Demographics):

NYS-Level 0

New York State Education Dept. - Level 0

Elect. Import Manual Input L1-Data Prep. Reports Admin Help Log Off

User Account: Katie Duell (kduell). Current Password Expires on 4/19/2022 Level 0 Version: 17.03

Current # of users logged on: **1** [View All Users](#) [View/Update My Profile Info](#)

District: NY999999 : Anywhere School District **School Year:** School Year Ending 2022-06-30

Download Chosen Report to: ☒ .txt file ☐ .csv file **Download**

Data Quality Reports

Select Data Type: Demographics Select Report: Diploma District/Location Summary

Report Criteria:

- Entry Enrollment Codes Included: 0011,5544,7000,7011
- Exit Enrollment Included: 0065,085,799
- Grade 12 Missing: blank Credential and/or blank Exit Code

RIC Level Rpt Return

Diploma Summary: (mouse over column headers for full header description and applicable credential codes)

Location Name:	Location Code:	Grade 12 Missing (a)	Local (b)	Regents (c)	Regents: Honors (d)	Regents: Adv. (e)	Regents: Adv. Honors (f)	Regents: CTE (g)	Biliiteracy (h)	Commence. Cred. (i)	Total Grads (b+c+d+e+f)	Total Completers (b+c+d+e+f+i)
BOCES	0090	1	0	Regents Diplomas (779, 796)			0	0	0	0	0	0
High School 1	0005	105	0	1	0	0	0	0	0	0	1	1
High School 2	0006	80	0	1	0	1	0	1	1	0	2	2

New York State Education Dept. - Level 0

Level 0 v17.03 – New Data Quality Reports!

Grade 12 Students Missing a Diploma (Demographics):

NYS-Level 0

New York State Education Dept. - Level 0

Elect. Import Manual Input L1-Data Prep. Reports Admin Help Log Off

User Account: Katie Duell (kduell). Current Password Expires on 4/19/2022 Level 0 Version: 17.03

Current # of users logged on: 1 View All Users View/Update My Profile Info

District: NY999999 : Anywhere School District School Year: School Year Ending 2022-06-30

Download Chosen Report to: ☒ .txt file ☐ .csv file Download

Data Quality Reports

Select Data Type: Demographics Select Report: Diploma District/Location Summary

Report Criteria:

- Entry Enrollment Codes Included: 0011,5544,7000,7011
- Exit Enrollment Included: 0065,085,799
- Grade 12 Missing: blank Credential and/or blank Exit Code

RIC Level Rpt Return

Diploma Summary: (mouse over column headers for full header description and applicable credential codes)

Location Name:	Location Code:	Grade 12 Missing (a)	Local Regents (b)	Regents Honors (c)	Regents Adv. (d)	Regents Adv. Honors (e)	Regents CTE (f)	Regents Biliteracy (g)	Commence. Cred. (h)	Total Grads (b+c+d+e+f)	Total Completers (b+c+d+e+f+i)
BOCES	0090	1	0	Regents Diplomas (779, 796)			0	0	0	0	0
High School 1	0005	105	0	1	0	0	0	0	0	1	1
High School 2	0006	80	0	1	0	1	0	1	1	2	2

New York State Education Dept. - Level 0

Provides counts for each diploma type (mouse over column header for percentages)

Level o v17.03 – New Data Quality Reports!

Non-Completers Summary (Enrollment):

Level o v17.03 – New Data Quality Reports!

Non-Completers Summary (Enrollment):

Exit Code:	Exit Description:	Total: Grade 7 and Up	Grade 7	Grade 8	Grade 9	Grade 10	Grade 11	Grade 12	Ungraded Secondary	GED	Total: Grade 6 and Down
306	Transferred to other high school equivalency (HSE) preparation program	<u>1</u>	<u>0</u>	<u>0</u>	<u>0</u>	<u>0</u>	<u>0</u>	<u>1</u>	<u>0</u>	<u>0</u>	<u>0</u>
340	Left school: first-time dropout	<u>15</u>	<u>0</u>	<u>0</u>	<u>0</u>	<u>2</u>	<u>7</u>	<u>6</u>	<u>0</u>	<u>0</u>	<u>0</u>
391	Long-term absence (20 consecutive unexcused days)	<u>52</u>	<u>0</u>	<u>0</u>	<u>2</u>	<u>12</u>	<u>15</u>	<u>19</u>	<u>4</u>	<u>0</u>	<u>0</u>
425	Left school, no documentation of transfer	<u>70</u>	<u>10</u>	<u>16</u>	<u>16</u>	<u>12</u>	<u>5</u>	<u>9</u>	<u>2</u>	<u>0</u>	<u>78</u>
	Total Dropouts:	138	10	16	18	26	27	35	6	0	78
	Total Transfers (AHSEP/HSE):	0	0	0	0	0	0	0	0	0	0
	Total Non-completers:	138	10	16	18	26	27	35	6	0	78

Level o v17.03 – New Data Quality Reports!

Non-Completers Summary (Enrollment):

Exit Code:	Exit Description:	Total: Grade 7 and Up	Grade 7	Grade 8	Grade 9	Grade 10	Grade 11	Grade 12	Ungraded Secondary	GED	Total: Grade 6 and Down
306	Transferred to other high school equivalency (HSE) preparation program	<u>1</u>	<u>0</u>	<u>0</u>	<u>0</u>	<u>0</u>	<u>0</u>	<u>1</u>	<u>0</u>	<u>0</u>	<u>0</u>
340	Left school: first-time dropout	<u>15</u>	<u>0</u>	<u>0</u>	<u>0</u>	<u>2</u>	<u>7</u>	<u>6</u>	<u>0</u>	<u>0</u>	<u>0</u>
391	Long-term absence (20 consecutive unexcused days)	<u>52</u>	<u>0</u>	<u>0</u>	<u>2</u>	<u>12</u>	<u>15</u>	<u>19</u>	<u>4</u>	<u>0</u>	<u>0</u>
425	Left school, no documentation of transfer	<u>70</u>	<u>10</u>	<u>16</u>	<u>16</u>	<u>12</u>	<u>5</u>	<u>9</u>	<u>2</u>	<u>0</u>	<u>78</u>
	Total Dropouts:	138	10	16	18	26	27	35	6	0	78
	Total Transfers (AHSEP/HSE):	0	0	0	0	0	0	0	0	0	0
	Total Non-completers:	138	10	16	18	26	27	35	6	0	78

Provides counts – by grade level – for every drop out

Level o v17.03 – New Data Quality Reports!

Added “Through Date” to Missing Attendance Report

Level o v17.03 – New Data Quality Reports!

Added “Through Date” to Missing Attendance Report

To help ensure accuracy, please resolve any outstanding errors before running this report

*Students that are only reported as ISS or OSS on an instructional day will be included in the Missing Attendance report.

** Locations (Non-Pubs, 0888, OODP) and Enrollment Codes (0033, 0055, 4034, 5555, 5654, 5905, 8250, 8294) and Pre-School/Pre-K Grade Levels are excluded from the Missing Attendance report.

Select Month For Report:

Entire School Year (time consuming) ▼

Location Filter:



307 missing attendance records through 2022-02-18 (last attendance date loaded for the entire school year):

Student ID:	Last Name:	First Name:	Grade:	Loc. Code:	Loc. Name:	Day Type:	Attend. Date:
993002157	Sarno	Carole	09	0002	East Hampton High School	Instructional day	2021-09-08
993002157	Sarno	Carole	09	0002	East Hampton High School	Instructional day	2021-09-09
993002157	Sarno	Carole	09	0002	East Hampton High School	Instructional day	2021-09-10
993002157	Sarno	Carole	09	0002	East Hampton High School	Instructional day	2021-09-13
993002157	Sarno	Carole	09	0002	East Hampton High School	Instructional day	2021-09-14
993002157	Sarno	Carole	09	0002	East Hampton High School	Instructional day	2021-09-15
993002157	Sarno	Carole	09	0002	East Hampton High School	Instructional day	2021-09-17
993002157	Sarno	Carole	09	0002	East Hampton High School	Instructional day	2021-09-20
993002157	Sarno	Carole	09	0002	East Hampton High School	Instructional day	2021-09-21
993002157	Sarno	Carole	09	0002	East Hampton High School	Instructional day	2021-09-22
993002157	Sarno	Carole	09	0002	East Hampton High School	Instructional day	2021-09-23
993002157	Sarno	Carole	09	0002	East Hampton High School	Instructional day	2021-09-24
993002157	Sarno	Carole	09	0002	East Hampton High School	Instructional day	2021-09-27
993002157	Sarno	Carole	09	0002	East Hampton High School	Instructional day	2021-09-28
993002157	Sarno	Carole	09	0002	East Hampton High School	Instructional day	2021-09-29
993002157	Sarno	Carole	09	0002	East Hampton High School	Instructional day	2021-09-30
993002157	Sarno	Carole	09	0002	East Hampton High School	Instructional day	2021-10-01
993002157	Sarno	Carole	09	0002	East Hampton High School	Instructional day	2021-10-04
993002157	Sarno	Carole	09	0002	East Hampton High School	Instructional day	2021-10-05
993002157	Sarno	Carole	09	0002	East Hampton High School	Instructional day	2021-10-06
993002157	Sarno	Carole	09	0002	East Hampton High School	Instructional day	2021-10-07
993002157	Sarno	Carole	09	0002	East Hampton High School	Instructional day	2021-10-08

Level o v17.03 – New Data Quality Reports!

Added “Through Date” to Missing Attendance Report

To help ensure accuracy, please resolve any outstanding errors before running this report

* Students that are only reported as ISS or OSS on an instructional day will be included in the Missing Attendance report.

** Locations (Non-Pubs, 0888, OODP) and Enrollment Codes (0033, 0055, 4034, 5555, 5654, 5905, 8250, 8294) and Pre-School/Pre-K Grade Levels are excluded from the Missing Attendance report.

Select Month For Report:

Entire School Year (time consuming) ▼

Location Filter:



307 missing attendance records through 2022-02-18 (last attendance date loaded for the entire school year):

Student ID:	Last Name:	First Name:	Grade:	Loc. Code:	Loc. Name:	Day Type:	Attend. Date:
993002157	Sarno	Carole	09	0002	East Hampton High School	Instructional day	2021-09-08
993002157	Sarno	Carole	09	0002	East Hampton High School	Instructional day	2021-09-09
993002157	Sarno	Carole	09	0002	East Hampton High School	Instructional day	2021-09-10
993002157	Sarno	Carole	09	0002	East Hampton High School	Instructional day	2021-09-13
993002157	Sarno	Carole	09	0002	East Hampton High School	Instructional day	2021-09-14
993002157	Sarno	Carole	09	0002	East Hampton High School	Instructional day	2021-09-15
993002157	Sarno	Carole	09	0002	East Hampton High School	Instructional day	2021-09-17
993002157	Sarno	Carole	09	0002	East Hampton High School	Instructional day	2021-09-20
993002157	Sarno	Carole	09	0002	East Hampton High School	Instructional day	2021-09-21
993002157	Sarno	Carole	09	0002	East Hampton High School	Instructional day	2021-09-22
993002157	Sarno	Carole	09	0002	East Hampton High School	Instructional day	2021-09-23
993002157	Sarno	Carole	09	0002	East Hampton High School	Instructional day	2021-09-24
993002157	Sarno	Carole	09	0002	East Hampton High School	Instructional day	2021-09-27
993002157	Sarno	Carole	09	0002	East Hampton High School	Instructional day	2021-09-28
993002157	Sarno	Carole	09	0002	East Hampton High School	Instructional day	2021-09-29
993002157	Sarno	Carole	09	0002	East Hampton High School	Instructional day	2021-09-30
993002157	Sarno	Carole	09	0002	East Hampton High School	Instructional day	2021-10-01
993002157	Sarno	Carole	09	0002	East Hampton High School	Instructional day	2021-10-04
993002157	Sarno	Carole	09	0002	East Hampton High School	Instructional day	2021-10-05
993002157	Sarno	Carole	09	0002	East Hampton High School	Instructional day	2021-10-06
993002157	Sarno	Carole	09	0002	East Hampton High School	Instructional day	2021-10-07
993002157	Sarno	Carole	09	0002	East Hampton High School	Instructional day	2021-10-08

Indicates the last date attendance was loaded for and all missing attendance up until that date.

Level o v17.03 – New Data Quality Reports!

Regents State Course Code Summary (Course):

Level 0 v17.03 – New Data Quality Reports!

Regents State Course Code Summary (Course):

Data Quality Reports

To help ensure accuracy, please resolve any outstanding errors before running these reports.

Select Data Type:

Course

Select Report:

Regents State Course Code Summary

Select a Location:

East Hampton High School (0002)

State Regents Course:

Show All

- ☐ Include students that exited course
☐ Include students with inactive enrollment

Students enrolled in Regents courses should be reported in SIRS with the state-approved Regents course codes. Students enrolled in AP or IB courses should be reported in SIRS using the state-approved AP or IB course codes. All Regents, AP and IB assessments should be reported to SIRS.

Local Course Codes to State Regents Course Codes Comparison for : East Hampton High School (0002)

State Regents Course Code/Desc	Linked Local Course Code/Desc	Course/Instr/Assign (Section/Term)	Stu/Class/Entry/Exit (Total)
02052CC: Algebra I	4ALTMA05: ALT. ALGEBRA	1 - 02/2	<u>2</u>
02052CC: Algebra I	4CRMAALG: CR ALGEBRA	1 - 02/2	<u>2</u>
02052CC: Algebra I	4ELMA606: BIL ALGEBRA 1	1 - 01/1	<u>24</u>
02052CC: Algebra I	4ELMA606: BIL ALGEBRA 1	2 - 01/1	<u>26</u>
02052CC: Algebra I	4ELMA606: BIL ALGEBRA 1	3 - 01/1	<u>25</u>
02052CC: Algebra I	4MA0800: ALGEBRA 1	1 - 01/1	<u>20</u>
02052CC: Algebra I	4MA0800: ALGEBRA 1	2 - 01/1	<u>19</u>
02052CC: Algebra I	4MA0800: ALGEBRA 1	3 - 01/1	<u>17</u>
02052CC: Algebra I	4MA0800: ALGEBRA 1	3 - 01/1	<u>17</u>
02052CC: Algebra I	4MA0800: ALGEBRA 1	4 - 01/1	<u>18</u>
02052CC: Algebra I	4MA0800: ALGEBRA 1	5 - 01/1	<u>16</u>
02052CC: Algebra I	4MA0800: ALGEBRA 1	6 - 01/1	<u>20</u>
02052CC: Algebra I	4MA0800: ALGEBRA 1	85 - 01/1	<u>19</u>
02052CC: Algebra I	4MA0800: ALGEBRA 1	85 - 01/1	<u>19</u>
02052CC: Algebra I	4MA0800: ALGEBRA 1	86 - 01/1	<u>19</u>
02052CC: Algebra I	4MA0800: ALGEBRA 1	86 - 01/1	<u>19</u>

Level 0 v17.03 – New Data Quality Reports!

Regents State Course Code Summary (Course):

Data Quality Reports

To help ensure accuracy, please resolve any outstanding errors before running these reports.

Select Data Type:
Course

Select Report:
Regents State Course Code Summary

Select a Location:
East Hampton High School (0002)

State Regents Course:
Show All

☐ Include students that exited course

☐ Include students with inactive enrollment

Students enrolled in Regents courses should be reported in SIRS with the state-approved Regents course codes. Students enrolled in AP or IB courses should be reported in SIRS using the state-approved AP or IB course codes. All Regents, AP and IB assessments should be reported to SIRS.

Local Course Codes to State Regents Course Codes Comparison for : East Hampton High School (0002)

State Regents Course Code/Desc	Linked Local Course Code/Desc	Course/Instr/Assign (Section/Term)	Stu/Class/Entry/Exit (Total)
02052CC: Algebra I	4ALTMA05: ALT. ALGEBRA	1 - 02/2	2
02052CC: Algebra I	4CRMAALG: CR ALGEBRA	1 - 02/2	2
02052CC: Algebra I	4ELMA606: BIL ALGEBRA 1	1 - 01/1	24
02052CC: Algebra I	4ELMA606: BIL ALGEBRA 1	2 - 01/1	26
02052CC: Algebra I	4ELMA606: BIL ALGEBRA 1	3 - 01/1	25
02052CC: Algebra I	4MA0800: ALGEBRA 1	1 - 01/1	20
02052CC: Algebra I	4MA0800: ALGEBRA 1	2 - 01/1	19
02052CC: Algebra I	4MA0800: ALGEBRA 1	3 - 01/1	17
02052CC: Algebra I	4MA0800: ALGEBRA 1	3 - 01/1	17
02052CC: Algebra I	4MA0800: ALGEBRA 1	4 - 01/1	18
02052CC: Algebra I	4MA0800: ALGEBRA 1	5 - 01/1	16
02052CC: Algebra I	4MA0800: ALGEBRA 1	6 - 01/1	20
02052CC: Algebra I	4MA0800: ALGEBRA 1	85 - 01/1	19
02052CC: Algebra I	4MA0800: ALGEBRA 1	85 - 01/1	19
02052CC: Algebra I	4MA0800: ALGEBRA 1	86 - 01/1	19
02052CC: Algebra I	4MA0800: ALGEBRA 1	86 - 01/1	19

Shows Every Course linked to Regents, Section, Term and link to students in SCEE

Level o v17.03 – New Data Quality Reports!

Regents With a Reported Numeric Score of ZERO!

Level o v17.03 – New Data Quality Reports!

Regents With a Reported Numeric Score of ZERO!

Data Quality Reports

To help ensure accuracy, please resolve any outstanding errors before running these reports.

Select Data Type:

Assessment ▼

Select Report:

Regents with 0 Numeric Score ▼

Regents Assessments with 0 Numeric Score:

<u>Student ID:</u>	<u>Student Last:</u>	<u>Student First:</u>	<u>Location:</u>	<u>Item Desc:</u>	<u>Numeric Score:</u>
111580000				Regents Common Core Algebra I - Jun	0
112100092				Regents Common Core Algebra I - Jun	0

Level o v17.03 – New Data Quality Reports!

Regents With a Reported Numeric Score of ZERO!

Data Quality Reports

To help ensure accuracy, please resolve any outstanding errors before running these reports.

Select Data Type:

Assessment ▼

Select Report:

Regents with 0 Numeric Score ▼

Regents Assessments with 0 Numeric Score:

<u>Student ID:</u>	<u>Student Last:</u>	<u>Student First:</u>	<u>Location:</u>	<u>Item Desc:</u>	<u>Numeric Score:</u>
111580000				Regents Common Core Algebra I - Jun	0
112100092				Regents Common Core Algebra I - Jun	0

Shows Every Regents Assessment erroneously reported with a score of ZERO!

Level o v17.03 – New Data Quality Reports!

Day Calendar Summary Report

Level o v17.03 – New Data Quality Reports!

Day Calendar Summary Report

Data Quality Reports

To help ensure accuracy, please resolve any outstanding errors before running these reports.

Select Data Type:

Day Calendar

Select Report:

Day Calendar Summary

Select a Location:

East Hampton High School (0002)

Optional Month Filter:

Hide cut point settings

My current day calendar summary cut point settings for this location: (results highlighted in Gold)

Total Instructional Days Less than: 180

Super Conf Full Day Greater than: 4

Save my custom cut points

Please note: the count of Total Instructional Days for calculating chronic absenteeism may not coincide with the 180 Day Session Requirement for calculating State Aid.

School Year Day Calendar Summary (Pre-School/Pre-K excluded) for East Hampton High School (0002):

Grade (a)	Inst. Day (b)	Make-up Day (c)	Late Arrv/Early Dism. (d)	Rgnts Attend. (e)	Total Instructional Days (b,c,d,e)	Teacher only Day (f)	Holiday (g)	Weather Day (h)	Emergency Day (i)	Strike (j)	Rgnts No Attend. (k)	Super Conf Full Day (l)	Other (m)	Total Non-Instructional Days (f-m)	Pub health/inst	Pub health/no inst
09	179	0	0	0	179	3	26	0	0	0	0	2	155	186	0	0
10	183	0	0	0	183	3	26	0	0	0	0	2	151	182	0	0
11	183	0	0	0	183	3	26	0	0	0	0	2	151	182	0	0
12	182	0	0	0	182	3	26	0	0	0	0	2	152	183	0	0
14	183	0	0	0	183	3	26	0	0	0	0	2	151	182	0	0
GD	183	0	0	0	183	3	26	0	0	0	0	2	151	182	0	0

Level o v17.03 – New Data Quality Reports!

Day Calendar Summary Report

Data Quality Reports

To help ensure accuracy, please resolve any outstanding errors before running these reports.

Select Data Type:

Day Calendar

Select Report:

Day Calendar Summary

Select a Location:

East Hampton High School (0002)

Optional Month Filter:

Hide cut point settings

My current day calendar summary cut point settings for this location: (results highlighted in Gold)

Total Instructional Days Less than: 180

Super Conf Full Day Greater than: 4

Save my custom cut points

Please note: the count of Total Instructional Days for calculating chronic absenteeism may not coincide with the 180 Day Session Requirement for calculating State Aid.

School Year Day Calendar Summary (Pre-School/Pre-K excluded) for East Hampton High School (0002):

Grade (a)	Inst. Day (b)	Make-up Day (c)	Late Arrv/Early Dism. (d)	Rgnts Attend. (e)	Total Instructional Days (b,c,d,e)	Teacher only Day (f)	Holiday (g)	Weather Day (h)	Emergency Day (i)	Strike (j)	Rgnts No Attend. (k)	Super Conf Full Day (l)	Other (m)	Total Non-Instructional Days (f-m)	Pub health/inst	Pub health/no inst
09	179	0	0	0	179	3	26	0	0	0	0	2	155	186	0	0
10	183	0	0	0	183	3	26	0	0	0	0	2	151	182	0	0
11	183	0	0	0	183	3	26	0	0	0	0	2	151	182	0	0
12	182	0	0	0	182	3	26	0	0	0	0	2	152	183	0	0
14	183	0	0	0	183	3	26	0	0	0	0	2	151	182	0	0
GD	183	0	0	0	183	3	26	0	0	0	0	2	151	182	0	0

Highlights Instructional days less than desired cut points

Level o v17.03 – New Data Quality Reports!

Errors turn red on Dashboard Report:

Errors turn red on Dashboard Report:

New York State Education Dept. - Level 0

Elect. Import	Manual Input	L1-Data Prep.	Reports	Admin	Help	Log Off
----------------------	---------------------	----------------------	----------------	--------------	-------------	----------------

User Account: Katie Duell (kduell). Current Password Expires on 4/19/2022
 Current # of users logged on: **1** [View All Users](#) [View/Update My Profile Info](#) **Level 0 Version: 17.03**

District: **NY999999 : Anywhere School District** School Year: **School Year Ending 2022-06-30**

Welcome to Level 0!

☐ **Include Student Daily Attendance for Run All Verification Checks**

Run All Verification Checks

Red background in "Last Upload" column indicates domain data has been updated since last Level 1 file was created.
 "Y" in last column indicates a data domain record has been deleted since the last upload occurred.

Level 0 Message Board:

Please note that any Import or Verification error counts are in red text.

NY999999 : Anywhere School District - Dashboard Stats:

Data Domain:	Import Errors:	Verif. Errors:	Valid Records:	Last Import:	Last Update:	Last Upload:	Del.
Demographics	1	0	1999	3/24/22 11:15:07 A	3/25/22 2:01:30 P	3/24/22 9:37:46 A	
Enrollment	0	34	2007	2/17/22 12:28:39 P	4/5/22 3:03:03 P	None	Y
Program Fact	2	108	2024	--	--	--	Y
_ CTE / Tech Prep	0	0	2	9/3/21 8:15:53 A	9/3/21 8:15:54 A	10/18/21 12:00:40 P	--
ELL Eligibility	0	0	4	9/3/21 8:15:53 A	3/11/22 9:11:28 A	10/18/21 12:00:41 P	--
ELL Programs	0	0	5	9/3/21 8:15:53 A	10/18/21 2:18:49 P	10/18/21 12:00:41 P	--
ESEA	0	0	107	9/3/21 8:15:53 A	9/3/21 8:15:54 A	10/18/21 12:00:41 P	--
Type of Disability	0	0	3	9/3/21 8:15:53 A	3/11/22 1:17:25 P	10/18/21 12:00:41 P	--
0198::Poverty	1	0	456	9/3/21 8:15:53 A	9/3/21 8:15:54 A	10/18/21 12:00:41 P	--
0220::Alt. Assess.	0	0	2	None	3/11/22 1:16:56 P	None	--
_ Summer School Participation	0	0	1428	9/3/21 8:15:53 A	9/3/21 8:15:54 A	10/18/21 12:00:41 P	--
5806::Reduced Lunch	0	0	2	10/18/21 11:54:07 A	10/18/21 11:54:08 A	10/18/21 12:00:41 P	--
5817::Free Lunch	0	0	2	10/18/21 11:54:07 A	10/18/21 11:54:08 A	10/18/21 12:00:41 P	--
_ Prekindergarten Program	0	108	4	9/3/21 8:15:53 A	10/15/21 1:36:06 P	10/18/21 12:00:41 P	--
1232::SIFE	0	0	1	None	10/18/21 12:07:09 P	None	--
Higher Education	0	0	5	9/3/21 8:15:53 A	3/11/22 9:14:55 A	10/18/21 12:00:41 P	--
8312::Biliteracy	0	0	1	None	9/9/21 9:16:07 A	10/18/21 12:00:41 P	--
8262::Homeless	1	0	1	9/3/21 8:15:53 A	9/3/21 8:15:54 A	10/18/21 12:00:41 P	--

Level 0 v17.03 – New Data Quality Reports!

Errors turn red on Dashboard Report:

New York State Education Dept. - Level 0

Elect. Import Manual Input L1-Data Prep. Reports Admin Help Log Off

User Account: Katie Duell (kduell). Current Password Expires on 4/19/2022 Level 0 Version: 17.03

Current # of users logged on: 1 [View All Users](#) [View/Update My Profile Info](#)

District: **NY999999 : Anywhere School District** School Year: **School Year Ending 2022-06-30**

Welcome to Level 0!

☐ Include Student Daily Attendance for Run All Verification Checks

Run All Verification Checks

Red background in 'Last Upload' column indicates domain data has been updated since last Level 1 file was created
'Y' in last column indicates a data domain record has been deleted since the last upload occurred.

Level 0 Message Board:

Please note that any Import or Verification error counts are in red text.

NY999999 : Anywhere School District - Dashboard Stats:

Data Domain:	Import Errors:	Verif. Errors:	Valid Records:	Last Import:	Last Update:	Last Upload:	Del.
Demographics	1	0	1999	3/24/22 11:15:07 A	3/25/22 2:01:30 P	3/24/22 9:37:46 A	
Enrollment	0	34	2007	2/17/22 12:28:39 P	4/5/22 3:03:03 P	None	Y
Program Fact	2	108	2024	--	--	--	Y
CTE / Tech Prep	0	0	2	9/3/21 8:15:53 A	9/3/21 8:15:54 A	10/18/21 12:00:40 P	--
ELL Eligibility	0	0	4	9/3/21 8:15:53 A	3/11/22 9:11:28 A	10/18/21 12:00:41 P	--
ELL Programs	0	0	5	9/3/21 8:15:53 A	10/18/21 2:18:49 P	10/18/21 12:00:41 P	--
ESEA	0	0	107	9/3/21 8:15:53 A	9/3/21 8:15:54 A	10/18/21 12:00:41 P	--
Type of Disability	0	0	3	9/3/21 8:15:53 A	3/11/22 1:17:25 P	10/18/21 12:00:41 P	--
0198::Poverty	1	0	456	9/3/21 8:15:53 A	9/3/21 8:15:54 A	10/18/21 12:00:41 P	--
0220::Alt. Assess.	0	0	2	None	3/11/22 1:16:56 P	None	--
Summer School Participation	0	0	1428	9/3/21 8:15:53 A	9/3/21 8:15:54 A	10/18/21 12:00:41 P	--
5806::Reduced Lunch	0	0	2	10/18/21 11:54:07 A	10/18/21 11:54:08 A	10/18/21 12:00:41 P	--
5817::Free Lunch	0	0	2	10/18/21 11:54:07 A	10/18/21 11:54:08 A	10/18/21 12:00:41 P	--
Prekindergarten Program	0	108	4	9/3/21 8:15:53 A	10/15/21 1:36:06 P	10/18/21 12:00:41 P	--
1232::SIFE	0	0	1	None	10/18/21 12:07:09 P	None	--
Higher Education	0	0	5	9/3/21 8:15:53 A	3/11/22 9:14:55 A	10/18/21 12:00:41 P	--
8312::Biliteracy	0	0	1	None	9/9/21 9:16:07 A	10/18/21 12:00:41 P	--
8262::Homeless	1	0	1	9/3/21 8:15:53 A	9/3/21 8:15:54 A	10/18/21 12:00:41 P	--


Drill through for detail of every error.

Level o v17.03 – New Data Quality Reports!

Group Breakdown Report for Staff Assignment:

Level 0 v17.03 – New Data Quality Reports!

Group Breakdown Report for Staff Assignment:



New York State Education Dept. - Level 0

[Elect. Import](#) [Manual Input](#) [L1-Data Prep.](#) [Reports](#) [Admin](#) [Help](#) [Log Off](#)

User Account: Katie Duell (kduell). Current Password Expires on 4/19/2022 Level 0 Version: 17.0.

Current # of users logged on: 1 [View All Users](#) [View/Update My Profile Info](#)

District: NY999999 : Anywhere School District School Year: School Year Ending 2022-06-30

Download Chosen Report to: ☒ .txt file ☐ .csv file [Download](#)

Staff Assignment Report Choices: [Run Verification Rpt](#)

☐ Dist. Import Errors (Error Rpt #1) ☐ Dist(s) Summary ☐ Dist. School Summary ☐ Dist. Upload Log Dates ☐ Import Log


☐ Lock History ☐ View Verif. Errors (Error Rpt #2) ☐ Unlock History ☒ Group Breakdown ☐ Import Message Log

Staff Assignment Group Summary for District: NY999999

Staff Assignment Group:	Group Count:
Guidance Counselors	2
Nurses	2
Principals	5
Social Workers	1
All Other Staff	1

Level 0 v17.03 – New Data Quality Reports!

Group Breakdown Report for Staff Assignment:



New York State Education Dept. - Level 0

[Elect. Import](#) [Manual Input](#) [L1-Data Prep.](#) [Reports](#) [Admin](#) [Help](#) [Log Off](#)

User Account: Katie Duell (kduell). Current Password Expires on 4/19/2022 Level 0 Version: 17.0.

Current # of users logged on: **1** [View All Users](#) [View/Update My Profile Info](#)

District: **NY999999 : Anywhere School District** School Year: **School Year Ending 2022-06-30**

Download Chosen Report to: ☒ .txt file ☐ .csv file [Download](#)

Staff Assignment Report Choices: [Run Verification Rpt](#)

☐ Dist. Import Errors (Error Rpt #1) ☐ Dist(s) Summary ☐ Dist. School Summary ☐ Dist. Upload Log Dates ☐ Import Log

☐ Lock History ☐ View Verif. Errors (Error Rpt #2) ☐ Unlock History ☒ **Group Breakdown** ☐ Import Message Log

Staff Assignment Group Summary for District: NY999999

Staff Assignment Group:	Group Count:
Guidance Counselors	2
Nurses	2
Principals	5
Social Workers	1
All Other Staff	1

Gives counts for each Assignment Type with a drill down to the detail.

Reminders!

Staff Tenure – Report Current Tenure Status:

Reminders!

Staff Tenure – Report Current Tenure Status (Not the future date they will get tenure):

Reminders!

Staff Tenure – Report Current Tenure Status (Not the future date they will get tenure):

SIRS Page v17.12 147

Tenure Status Effective Date: First date of the tenure status that coincides with the Tenure Status Code reported in Field 6 of the Staff Tenure Template. This date is updated whenever tenure status changes. Staff Tenure Template, Field 7.

Reminders!

Staff Tenure – Report Current Tenure Status (Not the future date they will get tenure):

SIRS Page v17.12 147

Tenure Status Effective Date: First date of the tenure status that coincides with the Tenure Status Code reported in Field 6 of the Staff Tenure Template. This date is updated whenever tenure status changes. Staff Tenure Template, Field 7.

*Tenure Status Code:

▼

NOTTENELIG :: Not tenure eligible

PROBEXT :: Probation extended

PROBATION :: Probationary

TENDEN :: Tenure denied

TENGRANT :: Tenure granted

Reminders!

Staff Tenure – Report Current Tenure Status (Not the future date they will get tenure):



Current Staff: **Daisy Duck** Record Status: **Valid** Last Update: **4/26/22 10:05 AM** By: **Bill Ritchie**

Staff Tenure Snapshot Manual Entry:

*denotes a required field

*Staff Name :: Staff ID Teach ID (Alt. Staff ID): Duck, Daisy :: 003878623 003878623		*Tenure Area Code: PET :: Physical education	*Tenure Status Code: TENGRANT :: Tenure granted
*Effective Date: 2022-01-15	Original Probationary Period End Date: 2022-01-15	Actual Probationary Period End Date: 2022-01-15	*Probationary Period Extend. Ind: N :: No

Import Validation Messages:
Success! The record validated with no import errors. However no verification checks were performed on this record.

Reminders!

Staff Tenure – Report Current Tenure Status (Not the future date they will get tenure):



Current Staff: **Daisy Duck** Record Status: **Valid** Last Update: **4/26/22 10:05 AM** By: **Bill Ritchie**

Staff Tenure Snapshot Manual Entry:

*denotes a required field

*Staff Name :: Staff ID Teach ID (Alt. Staff ID): Duck, Daisy :: 003878623 003878623		*Tenure Area Code: PET :: Physical education	*Tenure Status Code: TENGRANT :: Tenure granted
*Effective Date: 2022-01-15	Original Probationary Period End Date: 2022-01-15	Actual Probationary Period End Date: 2022-01-15	*Probationary Period Extend. Ind: N :: No

Import Validation Messages:

Success! The record validated with no import errors. However no verification checks were performed on this record.

Delete Record Validate & Save Curr. Staff / Add New Clear



Staff Tenure Snapshot Manual Entry:

*denotes a required field

*Staff Name :: Staff ID Teach ID (Alt. Staff ID): Duck, Daisy :: 003878623 003878623		*Tenure Area Code: PET :: Physical education	*Tenure Status Code: TENGRANT :: Tenure granted
*Effective Date: 2022-06-15	Original Probationary Period End Date: 2022-06-15	Actual Probationary Period End Date: 2022-06-15	*Probationary Period Extend. Ind: Y :: Yes

Import Validation Messages:

Record did not validate. The following errors occurred:
ST8109: Tenure Status Effective Date cannot be a future date: 2022-06-15
ST8115: Probationary Period End Date must be later than Original Probationary Period End Date when Probationary Period Extended Indicator equals "Y": 2022-06-15

Delete Record Validate & Save Curr. Staff / Add New Clear

Reminder – CTE Programs Reporting

Reminder – CTE Programs Reporting

Level 0 has been adjusted so that the only CTE program codes available are NYSED approved programs for that district.

Reminder – CTE Programs Reporting

Level 0 has been adjusted so that the only CTE program codes available are NYSED approved programs for that district.

Demographics	Enrollment	Programs	Assessment	Assess/Acc/Mod	SE Event	SE Snapshot
Stu/Class/Gr/Detail	Stu/Credit/GPA	Stu/Daily/Attend				

Current Student: Record Status: Last Update: By:

*denotes a required field

*Student ID:	*Location Code:	Service Provider BEDS Code (State Location ID):
<input type="text"/>	<input type="text"/>	<input type="text"/>

*Beginning Date:	*Record Program Category:	*Program Code:
<input type="text"/>	<input type="text" value="CTE / Tech Prep"/>	<input type="text"/>

Ending Date:	Exit Reason Code 1:	
<input type="text"/>	<input type="text"/>	

Orig. Prog. Date:	Prog. Intensity (CTE/ELL Eligible Programs):	
<input type="text"/>	<input type="text"/>	

Elig. Code 1:	Elig. Code 2:	Elig. Code 3:	Elig. Code 4:	Elig. Code 5:	Elig. Code 6:	Provider Type Code (Primary Nighttime Residence):
<input type="text"/>	<input type="text"/>	<input type="text"/>	<input type="text"/>	<input type="text"/>	<input type="text"/>	<input type="text"/>

Import Validation Messages:

Delete Record

Validate & Save Student Data

Curr. Student / Add New

Clear

Program Exit Record:

Reminder – CTE Programs Reporting

Level 0 has been adjusted so that the only CTE program codes available are NYSED approved programs for that district.

Demographics	Enrollment	Programs	Assessment	Assess/Acc/Mod	SE Event	SE Snapshot
Stu/Class/Gr/Detail	Stu/Credit/GPA	Stu/Daily/Attend				

Current Student: Record Status: Last Update: By:

*denotes a required field

*Student ID:	*Location Code:	Service Provider BEDS Code (State Location ID):
<input type="text"/>	<input type="text"/>	<input type="text"/>

*Beginning Date:	*Record Program Category:	*Program Code:
<input type="text"/>	<input type="text" value="CTE / Tech Prep"/>	<input type="text"/>

Ending Date:	Exit Reason Code 1:	
<input type="text"/>	<input type="text"/>	

Orig. Prog. Date:	Prog. Intensity (CTE/ELL Eligible Programs):	
<input type="text"/>	<input type="text"/>	

Elig. Code 1:	Elig. Code 2:	Elig. Code 3:	Elig. Code 4:	Elig. Code 5:	Elig. Code 6:	Provider Type Code (Primary Nighttime Residence):
<input type="text"/>	<input type="text"/>	<input type="text"/>	<input type="text"/>	<input type="text"/>	<input type="text"/>	<input type="text"/>

Import Validation Messages:

Delete Record	Validate & Save Student Data	Curr. Student / Add New	Clear
---------------	------------------------------	-------------------------	-------

The list of NYSED approved CTE programs can be found here:

<http://www.p12.nysed.gov/cte/ctepolicy/approved.html#LongIsland>

Work Based Learning Students

Work Based Learning Students

SIRS Manual

State Course Code 22202W

Work Based Learning Students

SIRS Manual

State Course Code 22202W

The work-based learning code 22202W should only be reported one time during the student's secondary enrollment. Hours are cumulative across years and courses. Providers should keep track of the total hours of work-based learning for each student and report the code when a student has acquired a total of at least 54 hours.

Work Based Learning Students

SIRS Manual

State Course Code 22202W

The work-based learning code 22202W should only be reported one time during the student's secondary enrollment. Hours are cumulative across years and courses. Providers should keep track of the total hours of work-based learning for each student and report the code when a student has acquired a total of at least 54 hours.

Course ID	Course Name	Course Description
22202W	Approved CTE Program Work-Based Learning - 54 Hours Plus	Use for courses that consist of sustained interactions with industry or community professionals in real workplace settings or simulated environments at an educational agency. This code is also used for registered CTE WBL programs (WECEP, GEWEP, CEIP, paid or unpaid CO-OP).

Work Based Learning Students

SIRS Manual

State Course Code 22202W

These courses populate column aa “Count Ever Enrolled in Workbased Learning” on the SIRS 344 CTE Concentrator report.

New York State Education Department



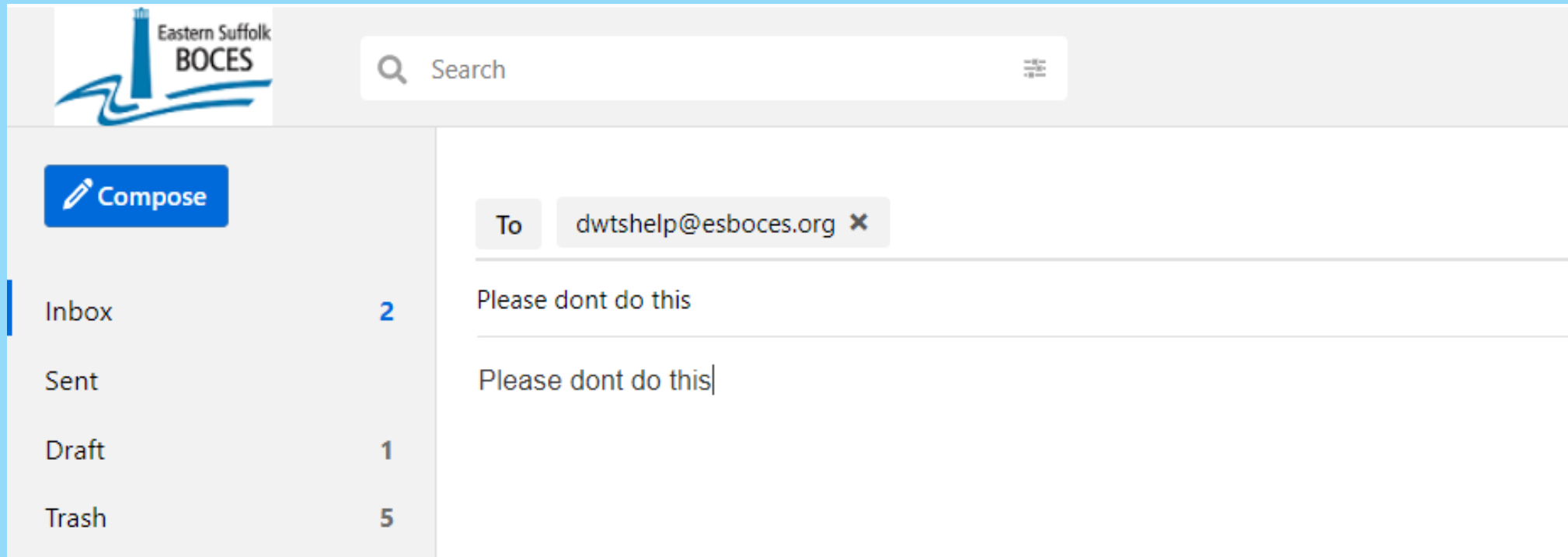
CTE Concentrator 4-Year Aug Cohort Outcomes in NYSED-Approved Programs Report

Data Contained in the Student Information Repository System

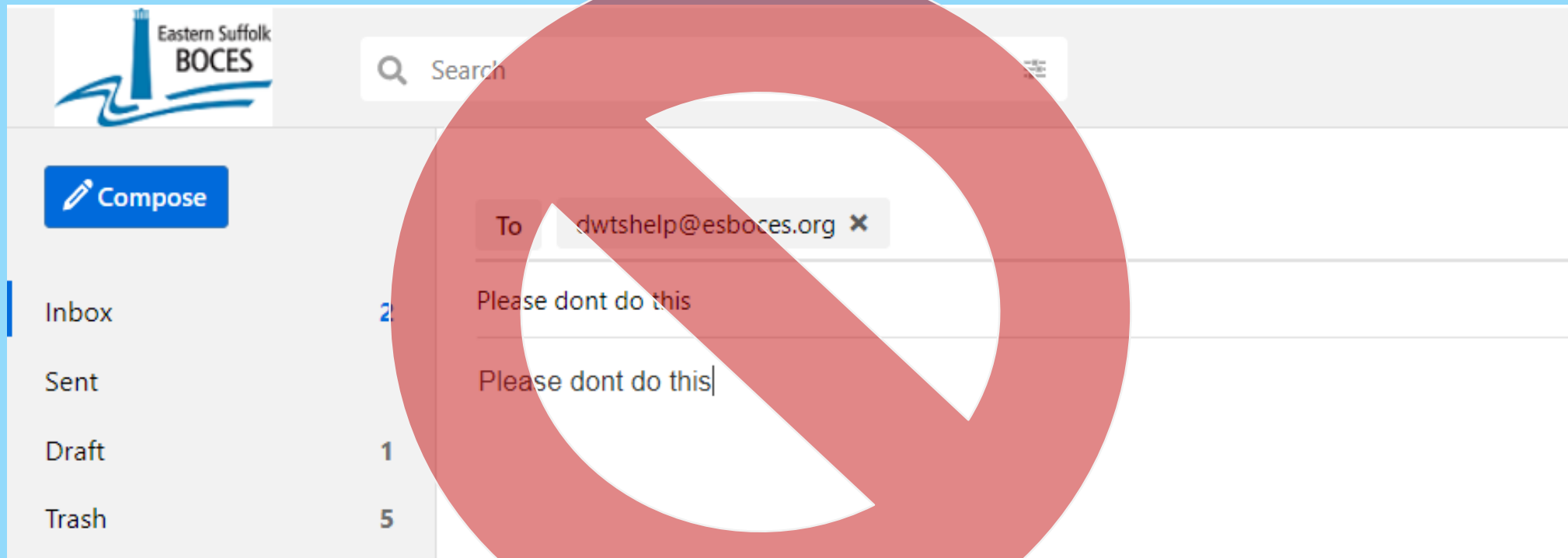
Regents Diplomas with Advanced Designation with CTE Endorsement (n)	CDOS (o)	Skills & Achievement (p)	Still Enrolled (q)	Transferred to AHSEPP/HSEPP (r)	Dropped Out (s)	% Graduated (t) = (h/g)*100	Count ELA Regents Proficiency (u)	% ELA Regents Proficiency (v) = (u/g)*100	Count Math Regents Proficiency (w)	% Math Regents Proficiency (x) = (w/g)*100	Count Science Regents Proficiency (y)	% Science Regents Proficiency (z) = (y/g)*100	Count Ever Enrolled in Workbased Learning (aa)	% Ever Enrolled in Workbased Learning (bb) = (aa/g)*100
0	0	0	0	0	0	100%	1	100%	0	0%	1	100%	0	0%

Please do not send messages from <https://courier.esboces.org> to
DWTSHELP@esboces.org

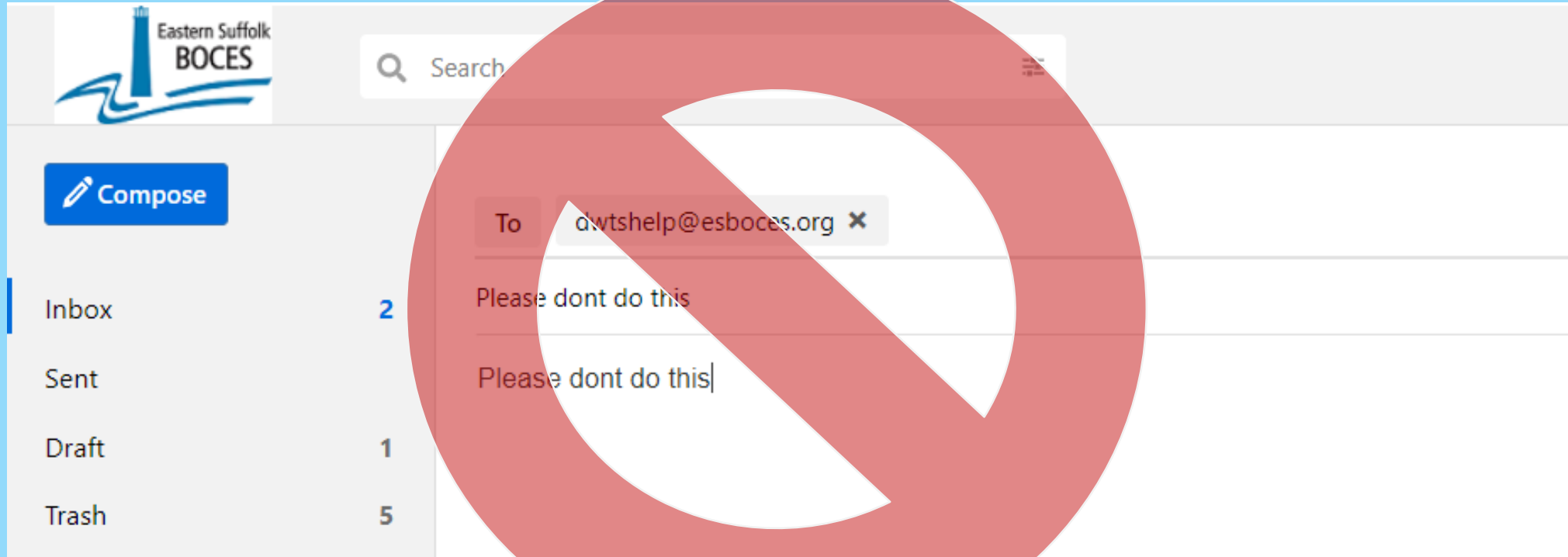
Please do not send messages from <https://courier.esboces.org> to DWTSHelp@esboces.org



Please do not send messages from <https://courier.esboces.org> to DWTSHelp@esboces.org

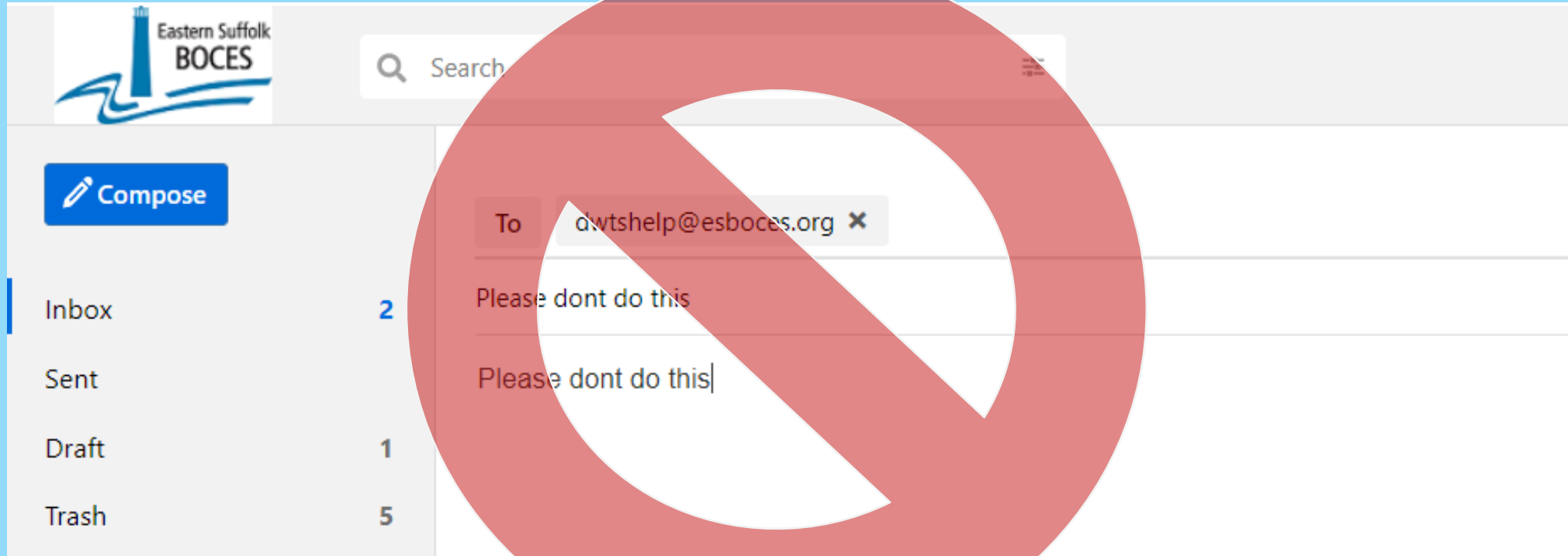


Please do not send messages from <https://courier.esboces.org> to DWTSHelp@esboces.org



Please send courier messages directly to the intended recipient

Please do not send messages from <https://courier.esboces.org> to DWTSHelp@esboces.org



New security policy prevents sending courier emails to group emails.
Please send courier messages directly to the intended recipient



Student Data Services

ZERO ZONE

Level 0 Training

TIME: 9:00 AM to 12:00 PM (1/2 hour training slots)

LOCATION: Zoom meetings by appointment

DATES: Every Tuesday

AUDIENCE: Any district personnel involved with
Level 0 and state data reporting

**PLEASE REGISTER AT LEAST 24 HOURS IN
ADVANCE**

At: <https://calendly.com/dwtshelp/>



Student Data Services

ZERO ZONE

Level 0 Training

TIME: 9:00 AM to 12:00 PM (1/2 hour training slots)

LOCATION: Zoom meetings by appointment

DATES: Every Tuesday

AUDIENCE: Any district personnel involved with Level 0 and state data reporting

PLEASE REGISTER AT LEAST 24 HOURS IN ADVANCE

At: <https://calendly.com/dwtshelp/>

Select a Date & Time

December 2021



Tuesday, December 14

SUN	MON	TUE	WED	THU	FRI	SAT
			1	2	3	4
5	6	7	8	9	10	11
12	13	14	15	16	17	18
19	20	21	22	23	24	25
26	27	28	29	30	31	

🕒 Eastern Time - US & Canada (11:05am) ▼

9:00am

9:30am

10:00am

10:30am

11:00am

11:30am

POWERED BY
Calendly



Student Data Services

ZERO ZONE

Level 0 Training

TIME: 9:00 AM to 12:00 PM (1/2 hour training slots)

LOCATION: Zoom meetings by appointment

DATES: Every Tuesday

AUDIENCE: Any district personnel involved with
Level 0 and state data reporting



**PLEASE REGISTER AT LEAST 24 HOURS IN
ADVANCE**

At: <https://calendly.com/dwtshelp/>



Student Data Services

ZERO ZONE


Level 0 Training

TIME: 9:00 AM to 12:00 PM (1/2 hour training slots)

LOCATION: Zoom meetings by appointment

DATES: Every Tuesday

AUDIENCE: Any district personnel involved with Level 0 and state data reporting



PLEASE REGISTER AT LEAST 24 HOURS IN ADVANCE

At: <https://calendly.com/dwtshelp/>

June 2022 Regents Timeline

Date	Task/ Event
April 29	Order - Sort Form and Data Source Selection Form due Walk-In Pre-Print Files Due Student demographic and enrollment records loaded to Level 0 Course Instructor Assignment and Class Entry/Exit records loaded to Level 0
May 23 – May 27	In District Scanner Testing Period. (No Scanners should be tested after May 27 to avoid interfering with the actual administration period.) Answer Sheets delivered to districts
May 30	Memorial Day
June 1	US History & Government (Framework)
June 15 - 23	Regents Exam Administration (no exams will be administered on June 20 in observance of Juneteenth holiday)
June 20	Juneteenth
July 8	Deadline for In-District Scanning Deadline to return answer sheets (if you are not participating in In-District Scanning)

April				
				1
4	5	6	7	8
11	12	13	14	15
18	19	20	21	22
25	26	27	28	29
June				
		1	2	3
6	7	8	9	10
13	14	15	16	17
20	21	22	23	24
27	28	29	30	

May				
2	3	4	5	6
9	10	11	12	13
16	17	18	19	20
23	24	25	26	27
30	31			
July				
				1
4	5	6	7	8
11	12	13	14	15
18	19	20	21	22
25	26	27	28	29



Student Data Services

ZERO ZONE

Level 0 Training

TIME: 9:00 AM to 12:00 PM (1/2 hour training slots)

LOCATION: Zoom meetings by appointment

DATES: Every Tuesday

AUDIENCE: Any district personnel involved with Level 0 and state data reporting

DESCRIPTION:

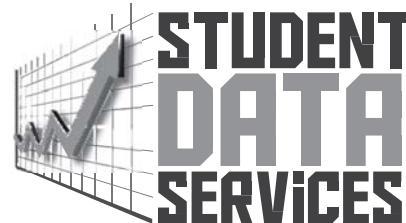
- SIRS Reporting Q&A
- Complete System Training
- Importing Data
- Error Troubleshooting
- Level 0 Reports
- Level 1 Preparation
- SIRS Reporting
- Deadline Verification
- File Formatting
- Credential Management
- And More!

PLEASE REGISTER AT LEAST 24 HOURS IN ADVANCE

At: <https://calendly.com/dwtshelp/>

Charles King, Divisional Administrator

Eastern Suffolk BOCES does not discriminate against any employee, student, applicant for employment, or candidate for enrollment on the basis of sex, gender, race, color, religion or creed, age, weight, national origin, marital status, disability, sexual orientation, gender identity or expression, transgender status, military or veteran status, domestic violence victim status, genetic predisposition or carrier status, or any other classification protected by Federal, State, or local law. ESBOCES also provides equal access to the Boy Scouts and other designated youth groups. Inquiries regarding the implementation of the applicable laws should be directed to either of the ESBOCES Civil Rights Compliance Officers at ComplianceOfficers@esboces.org; the Assistant Superintendent for Human Resources, 631-687-3029, or the Associate Superintendent for Educational Services, 631-687-3056, 201 Sunrise Highway, Patchogue, NY 11772. Inquiries may also be addressed to the Office for Civil Rights at the US Department of Education, 32 Old Slip, 26th Floor, New York, NY 10005, 646-428-3800, OCR.NewYork@ed.gov.



Test Scoring Updates



Answer Sheet Printing

Data Extraction Dates: (used for first printing of materials)

ELA (PBT)- Monday, January 10, 2022

Math (PBT)-Monday, January 24, 2022

NYSESLAT-Monday, February 1, 2022

Science 4 and 8-Monday, February 14, 2022

New Students Data Extraction Dates: (used for second printing of materials)

ELA (PBT)- Monday, March 14, 2022

Math (PBT)-Monday, April 11, 2022

NYSESLAT-Monday, April 25, 2022

Science 4 and 8-Monday, May 9, 2022

COMPLETED

NYSESLAT

NO 0231-NO SCORE

- ▶ All English Language Learner (ELL) students must be reported with:
Program Service Code **0231**— *ELL Eligible*
AND
ELL Program Service Code that identifies the type of services received:
- ▶ Program Code -**0242**-Eligible to take NYSESLAT for 3-8 ELA Accountability-only applies to students in US Schools for less than a year on **April 1, 2022**

MetriTech:
800-747-4868 or
e-mail [nyeslat@metritech.com](mailto:nyseslat@metritech.com)

NYSESLAT –Quality Control

- ▶ Except for Level 1-Kindergarten-each level has **3** labels, one label for each booklet that the student writes in
- ▶ Make sure to match the label to the correct student name
- ▶ ALL sheets must be returned
- ▶ Anyone who used an extra sheet, must be in Level 0-demo, enrollment and programs
- ▶ When returning sheets you can make 1 big pile or separate them into sheets 1, 2, 3
- ▶ Count the sheets not the name on the rosters

Quality Control Reminders

- ▶ Labels go on the front of the books not the back-Metritech labels go on the back
- ▶ ONLY #2 Pencil-no markers, highlighters or gel pens
- ▶ Clip or staple class rosters when returning them to us
- ▶ Verify Not Tested Reason codes-make sure to erase absent bubble when the student takes a make-up
- ▶ If the student left the district after the Speaking session, there is no bubble that handles that situation

Science Assessment

- ▶ Science has 2 sessions-Written and Performance
- ▶ Written has 2 parts-multiple choice and long answer-1 Absent bubble
- ▶ Performance has 3 stations-1 Absent bubble
- ▶ Make sure you have arranged for scoring of both Written-Part 2 and Performance
- ▶ If you are scoring in district, ALL bubbles must be completely filled in!

Science 4-Not Tested Reasons

Reason Not Tested

- ☐ Absent for entire test
- ☐ Refused to take entire test
- ☐ Administrative error, no score
- ☐ Not enrolled at time of test
- ☐ Medically excused
- ☐ Taking NYSAA
- ☐ Receiving Entirely Remote Instruction

Science 8-Not Tested Reasons

Reason Not Tested
<input type="radio"/> Absent for entire test
<input type="radio"/> Refused to take entire test
<input type="radio"/> Administrative error, no score
<input type="radio"/> Not enrolled at time of test
<input type="radio"/> Medically excused
<input type="radio"/> Taking NYSAA
<input type="radio"/> Took Science 8 in grade 7
<input type="radio"/> Taking Regents
<input type="radio"/> Receiving Entirely Remote Instruction



Individual Score Reports (ISRs)

ORDERING PROCESS

Printing Score Reports

▶ Three Printing Options

1. **Collated and Mailed**-color printed, collated, folded, stuffed and mailed by vendor
2. **Collated and Delivered To District**-color printed, collated folded, stuffed and delivered to the district for distribution
3. **Bulk Printed**-color printed, no envelopes and delivered to the district

▶ Digital File Option

Digital files will be uploaded to the district SFTP Site

▶ WebEdge Districts

ISRs will be uploaded to your student management system by Edge

Printing Score Reports

- ▶ Estimated number of students is needed to start contract process
- ▶ Districts will only be billed on actual **printed** numbers
- ▶ *Districts will be asked to review and submit updated address files*
- ▶ Districts using a cover letter, will need to submit any changes
- ▶ Vendor will update the dates on previous letters-if no other changes, no action is required
- ▶ District will need to sign a consent form so SDS can share data with Edge

Questions??

Phone: 631-218-4195

Email: dwtshelp@esbooces.org

2022 Score Reports (ISR) Printing Order Form

Assessment(s)

- ☐ ELA estimated # of students _____ @ \$.80 = \$ _____
- ☐ Math estimated # of students _____ @ \$.80 = \$ _____
- ☐ Science estimated # of students _____ @ \$.80 = \$ _____
- ☐ NYSESLAT estimated # of students _____ @ \$.80 = \$ _____

☐ **WebEdge** - my district participates in WebEdge

Printing/Delivery Options

(choose only **ONE** option. All three options include 1 black & white file copy sorted by building, grade, alpha)

- ☐ **Collated & Mailed Option:** estimated # of students _____ @ 58¢ postage = \$ _____
(color printed, collated, folded, stuffed in envelopes, mailed by vendor)
- ☐ **Collated & Deliver to District Option:** estimated # of boxes _____ @ \$55 per box = \$ _____
(color printed, collated, folded, stuffed in envelopes, ready for distribution, mailed by district, approx 500 envelopes per box)
Delivery Address: _____
- ☐ **Bulk Printed Option:** estimated # of boxes _____ @ \$55 per box = \$ _____
(color printed, collated, delivered in boxes to district, no envelopes, min.1 box/bldg. or 1000 sheets per box)
Delivery Address: _____

Per District Set up fee

+ \$75.00

TOTAL

\$ _____

Digital File uploaded to SFTP site:

- ☐ ELA ☐ Math ☐ Science @ \$117.92 \$ _____
- ☐ NYSAA (when available) ☐ NYSESLAT (when available) @ \$117.92 \$ _____

DISTRICT _____

ADDRESS _____

CONTACT _____ TELEPHONE # _____ FAX # _____

EMAIL _____

Anticipated initial availability 3 weeks following release of scores by NYSED.

Please fax/email order forms by Friday, May 20, 2022 to 631-240-8966/dyouberg@esboces.org

For any questions and/or concerns, please contact: Debbie Youberg at (631) 244-4238 or dyouberg@esboces.org

The University of the State of New York
THE STATE EDUCATION DEPARTMENT
Office of State Assessment
Albany, New York 12234

EXAMINATION SCHEDULE: JUNE 2022

Students must verify with their schools the exact times that they are to report for their State examinations.

June 1 WEDNESDAY		June 15 WEDNESDAY	June 16 THURSDAY	June 17 FRIDAY		June 20 MONDAY	June 21 TUESDAY	June 22 WEDNESDAY	June 23 THURSDAY	June 24 FRIDAY
9:15 a.m.		9:15 a.m.	9:15 a.m.	9:15 a.m.		Juneteenth Holiday Observed	9:15 a.m.	9:15 a.m.	9:15 a.m.	RATING DAY
U.S. History & Government (Framework)*		English Language Arts	Algebra I	Global History & Geography II			Geometry Ⓢ World Language Assessment suggested date/time: Locally developed Checkpoint A Exam	Algebra II	Physical Setting/ Physics	
		1:15 p.m.	1:15 p.m.	1:15 p.m.				<u>Uniform Admission Deadlines</u> Morning Examinations: 10:00 a.m. Afternoon Examinations: 2:00 p.m.		
		Living Environment	Physical Setting/ Chemistry	Physical Setting/ Earth Science			Ⓢ World Language Assessment suggested date/time: Locally developed Checkpoint B Exam			

* The Conversion Chart for this exam will be available no later than June 24, 2022.



REGENTS JUNE 2022

IN-DISTRICT SCANNER TEST CERTIFICATION

Scanner Testing Period:
Monday, May 23 through Friday, May 27

NO SCANNERS SHOULD BE TESTED AFTER MAY 27th
SO THAT THE TESTING PERIOD DOES NOT INTERFERE WITH THE
ADMINISTRATION PERIOD

District: _____

USE THE ANSWER SHEET WHICH CAN BE FOUND ON
DATACENTRAL.ESBOCES.ORG FOR THE TEST

After every scanner in district is tested and determined ready to scan the June Regents, please fill in the following information per scanner tested.

Scanner Login(s)	Date Tested

Name: _____ Phone: _____

E-Mail: _____

Please call (631) 218-4195 with any questions.

Email this completed sheet to dwtshelp@esboces.com.

Eastern Suffolk BOCES – Student Data Services

Regents Scanning Deadlines – June 2022

In order to effectively manage the volume of Regents scanning in June, the deadlines below have been established.

Scanned exam batches must be received by the processing vendor no later than the dates and times noted below in order that results will be delivered to districts within the guaranteed time frames.

Batches received between 12:01 a.m. and 1:00 p.m. on any business day will have results returned the same day. Batches received between 1:01 p.m. and 12:00 midnight will have results returned in the morning of the next business day.

Batches received after the cutoff deadlines below will be processed as time and resources permit.

DISTRICTS ARE ENCOURAGED TO SUBMIT SCANNED EXAM BATCHES PRIOR TO THE DEADLINES BELOW

Deadlines for Submission of Batches to Vendor to Guarantee Delivery Turnaround		
June 2018 Regents Exam Testing Period		
Test Title	Test Date	Receipt Cutoff Deadline
US History & Government**	Wednesday, June 1	Friday, June 24
English Language Arts	Wednesday, June 15	Monday, June 20
Living Environment	Wednesday, June 15	Monday, June 20
Algebra I	Thursday, June 16	Tuesday, June 21
Chemistry	Thursday, June 16	Tuesday, June 21
Global History & Geography	Friday, June 17	Friday, June 24
Earth Science	Friday, June 17	Friday, June 24
Geometry	Tuesday, June 21	None
Algebra II	Wednesday, June 22	None
Physics	Thursday, June 23	None

** The conversion chart for US History will be available no later than June 24, 2022.

June 2022 Regents Timeline

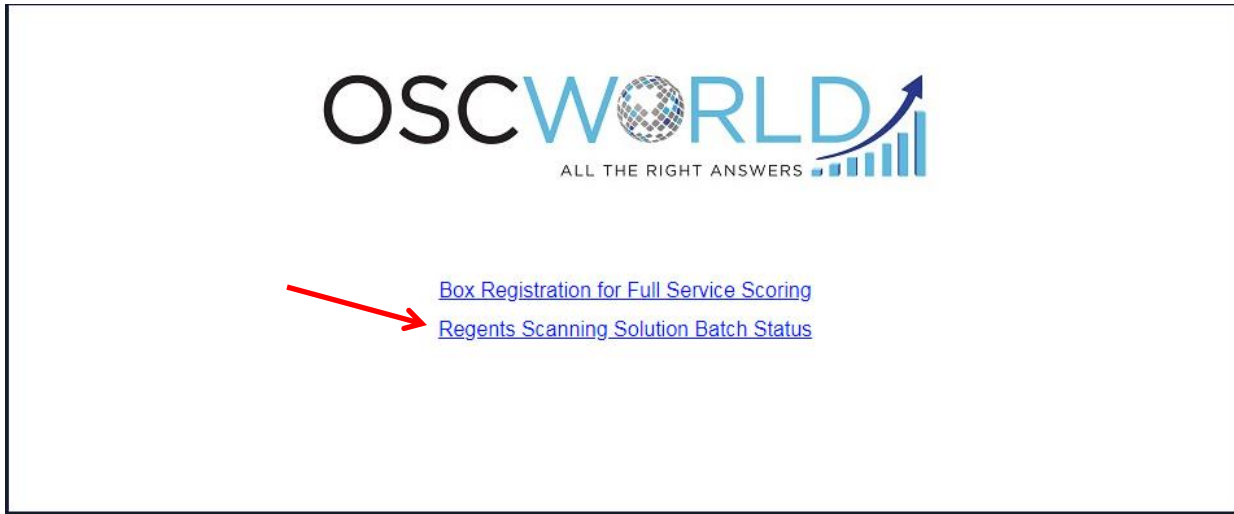
Date	Task/ Event
April 29	Order - Sort Form and Data Source Selection Form due Walk-In Pre-Print Files Due Student demographic and enrollment records loaded to Level 0 Course Instructor Assignment and Class Entry/Exit records loaded to Level 0
May 23 – May 27	In District Scanner Testing Period. (No Scanners should be tested after May 27 to avoid interfering with the actual administration period.) Answer Sheets delivered to districts
May 30	Memorial Day
June 1	US History & Government (Framework)
June 15 - 23	Regents Exam Administration (no exams will be administered on June 20 in observance of Juneteenth holiday)
June 20	Juneteenth
July 8	Deadline for In-District Scanning Deadline to return answer sheets (if you are not participating in In-District Scanning)

April				
				1
4	5	6	7	8
11	12	13	14	15
18	19	20	21	22
25	26	27	28	29
June				
		1	2	3
6	7	8	9	10
13	14	15	16	17
20	21	22	23	24
27	28	29	30	

May				
2	3	4	5	6
9	10	11	12	13
16	17	18	19	20
23	24	25	26	27
30	31			
July				
				1
4	5	6	7	8
11	12	13	14	15
18	19	20	21	22
25	26	27	28	29

BATCH TRACKING APPLICATION INSTRUCTIONS

Go to the Website <http://status.oscworld.com> and select “Regents Scanning Solution Batch Status”. This can also be accessed through our website by using the dropdown under the “Secure” tab and selecting “Batch Tracker”.



You will be brought to the login page.



Login with the username and password for the scanner which you used to scan your sheets.

If this is the first time you are logging in on the scanner:

The User Name will be the EASE login located on the scanner label.

The Password will be RSS (case sensitive).



OSCWORLD
ALL THE RIGHT ANSWERS

Regents Log In

User Name *

Password *

password is case sensitive.

[Log In](#)

You will be required to Create New Password and Confirm New Password to gain access to the site.
If the new Password is lost, contact ESBOCES and it will be reset to RSS.



Optimum Solutions Corp.
All The Right Answers

Log In

User Name *

[First time users: Create your own password](#)

Create New Password: *

Confirm New Password: *

[Log In](#)

Optimum Solutions Corporation © 2012

In the dropdown under “Receipt Type”, select “Regents”, then click on “Search and Display Results”.

Welcome esbores

OSC WORLD
ALL THE RIGHT ANSWERS

Logout

Regents Receipts

Event ID: 2019 January Regents [v]
 RIC: esbores (Eastern Suffolk) [v]
 District: -- Choose a District -- [v]
 Batch ID: [v]
 Status: ☐ Incomplete Only

Receipt ID: [v]
 Start: [v]
 End: [v]
 Test ID/Name: -- Choose a Test -- [v]
 Receipt Type: [v]
 Search and Display Results [v]
 Search and Download Results [v]

Pending Receipts (In Transit/Unacknowledged): [v]
 Reset User Password (to "RSS") [v]
 Email Management [v]

Districts will now see a listing of their scanned batches.

Welcome ESBOCES

Logout

Event: -- Select an Event ID Below --
 2012 August Regents [DB default]
 2012 June Regents
 2012 January Regents
 2011 August Regents

RIC: esbores [v]
 District: -- Choose a District -- [v]
 Batch ID: [v]
 Status: ☐ Incomplete Only
 Receipt: [v]

Click to Search

Source ID	Receipt ID	Batch ID	Test ID	Test Name	# Tests Received	Status	In Time	Elapsed Time (HH:MM)	Error Log	Student ID Log
01000	22257	61812 ESBOCES____ 01	61812	GEOMETRY	1	Sent to RIC	8/16/2012 2:33:05 PM	103:23	-	1 Student
01000	22900	41612 ESBOCES____ 33	41812	UNITED STATES HISTORY AND GOVERNMENT	3	Sent to RIC	8/20/2012 2:06:28 PM	007:01	-	2 Students
01000	22902	40812 ESBOCES____ 01	40812	GLOBAL HISTORY AND GEOGRAPHY	10	Sent to RIC	8/20/2012 2:10:08 PM	006:36	-	9 Students
01000	22909	10812 ESBOCES____ 01	10812	COMPREHEN ENGLISH	3	Sent to RIC	8/20/2012 2:11:24 PM	005:24	-	1 Student
01000	22911	61812 ESBOCES____ 02	61812	GEOMETRY	7	Sent to RIC	8/20/2012 2:13:05 PM	007:43	-	4 Students
01000	22914	60812 ESBOCES____ 01	60812	INTEGRATED ALGEBRA	16	Sent to RIC	8/20/2012 2:14:51 PM	007:22	-	11 Students

Internet

The Batch ID displays the batch name.

Test ID displays the 5 digit test ID being scanned.

Test Name displays the name of the test being scanned.

Test Received is the number of tests initially received.

Status displays the current status of the batch as it makes its way through OSC's Workflow. The following status values may be shown:

- Received : The batch has been received at OSC
- Processing : The images are being analyzed by the OSC software
- Processed : Analyzing is complete
- Cleaned : The first pass of manual data capture is complete
- Verified : The second pass of manual data capture is complete
- Finalized : A data file has been readied and any error notifications have been sent
- Sent To RIC : Data file(s) queued for ftp transmission
- Deleted : The batch has been deleted. Contact Student Data Services.

In Time lists the time the batch was received at OSC.

Elapsed Time lists the time it took to send the data to the RIC or the time that has elapsed since the batch was received.

The **Error Log** field will present a link to a document that contains a description of the errors associated with the batch. The link will be available only when errors exist in the batch and the link will display the number of errors.

Test ID	Test Name	# Tests Received	Status	In Time	Elapsed Time (HH:MM)	Error Log	Student ID Log
60112	2012 January Regents INTEGRATED ALGEBRA	273	Sent to RIC	1/25/2012 1:41:14 PM	01:29	23 Errors	250 Students
60112	2012 January Regents INTEGRATED ALGEBRA	22	Sent to RIC	1/25/2012 3:37:45 PM	00:25	-	22 Students

When you click on the errors link you will be taken to a list and description for all errors from that batch.

Missing student ID for Registration ID 43562
Document:184

At least one constructed response item left blank for Registration ID 43532
Document:188

Missing student ID for Registration ID 43547
Document:199

The **Student ID Log** will present a link to a list of Student IDs that were captured from the batch. The link will be available only after the batch has been Finalized and when at least one valid record exists. The link will display the number of student records delivered.

Test ID	Test Name	# Tests Received	Status	In Time	Elapsed Time (HH:MM)	Error Log	Student ID Log
60112	2012 January Regents INTEGRATED ALGEBRA	273	Sent to RIC	1/25/2012 1:41:14 PM	01:29	23 Errors	250 Students
60112	2012 January Regents INTEGRATED ALGEBRA	22	Sent to RIC	1/25/2012 3:37:45 PM	00:25	-	22 Students

When you click on the Students link you will be taken to a list of all student IDs, Registration IDs that were successfully processed from that batch.

```
000000213,186498
000000248,186549
000000232,186507
000000222,186502
000000227,186505
000000228,186506
000000240,186508
000000235,186509
000000237,186510
000000238,186511
```

Users may refresh this page to update the status of the items.

The **Status** option allows you to list a subset of scanned batches that contain the characters you enter in the Batch ID field. You may also choose to only list Incomplete batches.

Event ID:	2019 January Regents [D]	Receipt ID:	<input type="text"/>
RIC:	esboces (Eastern Suffolk)	Start:	<input type="text"/> <input type="button" value="Calendar"/> <input type="button" value="Clock"/>
District:	-- Choose a District --	End:	<input type="text"/> <input type="button" value="Calendar"/> <input type="button" value="Clock"/>
Batch ID:	<input type="text"/>	Test ID/Name:	-- Choose a Test --
	<small>separate multiple search terms using whitespace</small>	Receipt Type:	Regents
Status:	<input type="checkbox"/> Incomplete Only		
<input type="button" value="Search and Display Results"/>			

Regents Scanning

How to Troubleshoot a “Missing” Regents Score

Student Data Services

Eastern Suffolk BOCES
Instructional Support Center at Sequoya
750 Waverly Avenue
Holtsville, NY 11742
Phone (631) 218-4195
Fax (631) 240-8967


Charles King
Divisional Administrator

Peter Desjardins
Program Administrator

Step 1

Find the student's answer sheet and check the student ID for accuracy

Local Student ID

If the student's name is not pre-printed on the line at the top, write it on the line AND write the local STUDENT ID in the box below.	
 0 0 0 9 0 1 0 7 1	

Local Student ID

If the student's name is not pre-printed on the line at the top, write it on the line AND write the local STUDENT ID in the box below.	
123456789	

Step 2

If the student ID is correct, check the OSC batch tracking **error log**.

# Tests Received	Quantity Received	Status	In Time	Date Returned	Elapsed Time (HH:MM)	Elapsed Time (minutes)	Error Log	Student ID Log
2	2	Sent to RIC	10/19/2015 11:09:12 AM	10/19/2015 11:45:54 AM	0000000000	36	-	<u>2 Students</u>
1	0	Sent to RIC	10/19/2015 11:04:48 AM	10/19/2015 11:43:53 AM	0000000000	39	<u>1 Error</u>	-
1	0	Sent to RIC	10/19/2015 11:04:25 AM	10/19/2015 11:43:43 AM	0000000000	39	<u>1 Error</u>	-
1	0	Sent to RIC	10/19/2015 11:04:02 AM	10/19/2015 11:43:31 AM	0000000000	39	<u>1 Error</u>	-

ALL THE RIGHT ANSWERS

Error Message Listing for BATCH ID: 40815 ESBOCESAMP 01

At least one constructed response item left blank for Student ID/Registration ID 123456789/39322

Document:1

Optimum Solutions Corporation © 2014

Types of errors

*Missing student ID for Registration ID XXX	When the student ID is missing or is not 9 digits	Find the sheet, add or fix the student ID and re-scan
* At least one constructed response item left blank for Registration ID XXX	A score bubble is missing on the back of the answer sheet. This is a teacher score, <u>not</u> a student Multiple Choice bubble	Find the sheet, fill in the missing bubble(s) and re-scan Check all score bubbles – more than one may be missing
*At least one constructed response item multi-punched for Registration ID XXX	There is a double bubble on the back of the answer sheet. This is a teacher score	Find the sheet and cross out the incorrect score bubble and re-scan
Mismatched Registration IDs (XXX, YYY)	An undetected double feed got through or the front and back registration ID numbers are different	Find the sheets in question and re-scan
Mismatched Test IDs (XXX, YYY)	If the test IDs are different on the front and back an undetected double feed got through with 2 different subjects <u>Eg.</u> a Global History sheet front with a US History back	Find the sheets in question. Pull and re-scan with the appropriate batch
Incorrect test (XXX) for student (YYY)	The wrong test type is detected in the batch. <u>Eg.</u> a US History sheet is in a Global History batch	Find the wrong sheet, take it out of the batch and re-scan it with the appropriate batch. If the others were scanned, scan it by itself
Multi Language for Registration ID XXX	More than one language code was bubbled in	X out the incorrect code and re-scan

Step 3

If the student ID is in the error log, fix the error and rescan. If the student ID is not in the error log, check the OSC batch tracking **student ID log**.

# Tests Received	Quantity Received	Status	In Time	Date Returned	Elapsed Time (HH:MM)	Elapsed Time (minutes)	Error Log	Student ID Log
2	2	Sent to RIC	10/19/2015 11:09:12 AM	10/19/2015 11:45:54 AM	0000000000	36	→	2 Students
L	0	Sent to RIC	10/19/2015 11:04:48 AM	10/19/2015 11:43:53 AM	0000000000	39	1 Error	-
L	0	Sent to RIC	10/19/2015 11:04:25 AM	10/19/2015 11:43:43 AM	0000000000	39	1 Error	-
L	0	Sent to RIC	10/19/2015 11:04:02 AM	10/19/2015 11:43:31 AM	0000000000	39	1 Error	-

ALL THE RIGHT ANSWERS ■■■■■■

Student ID Log for BATCH ID: 63815 ESBOCESAMP 01


234567890,39030
345678901,39031

Step 4

If the student ID is not in the student ID log, this answer sheet has not been scanned. If the student ID is in the student ID log, run ASAP reports by **ALL LOCATIONS** and use the **Find** function.

Report Parameters for: Student List by Building

Pick District Sample District ▼

Location All Locations ▼ 

Assessment

Pick an Assessment

- 2016-06-30 August Regents Algebra 2/Trigonometry
- 2016-06-30 August Regents Common Core Algebra I
- 2016-06-30 August Regents Common Core ELA
- 2016-06-30 August Regents Common Core Geometry
- 2016-06-30 August Regents Comprehensive English
- 2016-06-30 August Regents Geometry
- 2016-06-30 August Regents Global History and Geography
- 2016-06-30 August Regents Living Environment
- 2016-06-30 August Regents Physical Setting/Chemistry
- 2016-06-30 August Regents Physical Setting/Earth Science

[Back to Reports menu](#)

Report: Student List by Teacher

Navigation: 2 of 2 | 100% | Find | Next | Select a format

ASAP: Alphabetical Student List by Teacher Page 2 of 2

Rev. 10.0 12/10/2015 9:01:07 AM

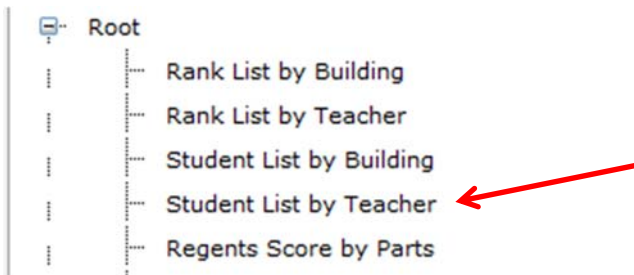
NY280000 **Sample District**

Subject: Regents Phy Set/Chemistry - Aug **Test Date: 2015-08-13**

Sample Location				
Teacher: N/A				
Student Id	Student Name	Grade	Scaled Score	Perf. Level
051622361	Backlund, Bob	12	69	3
000302250	Jones, Robert	12	70	3
000099876	Jones, Stanley	10	100	4
000101855	N/A	12	78	3
000104940	N/A	12	55	2
000301930	Sample, Student	12	70	3

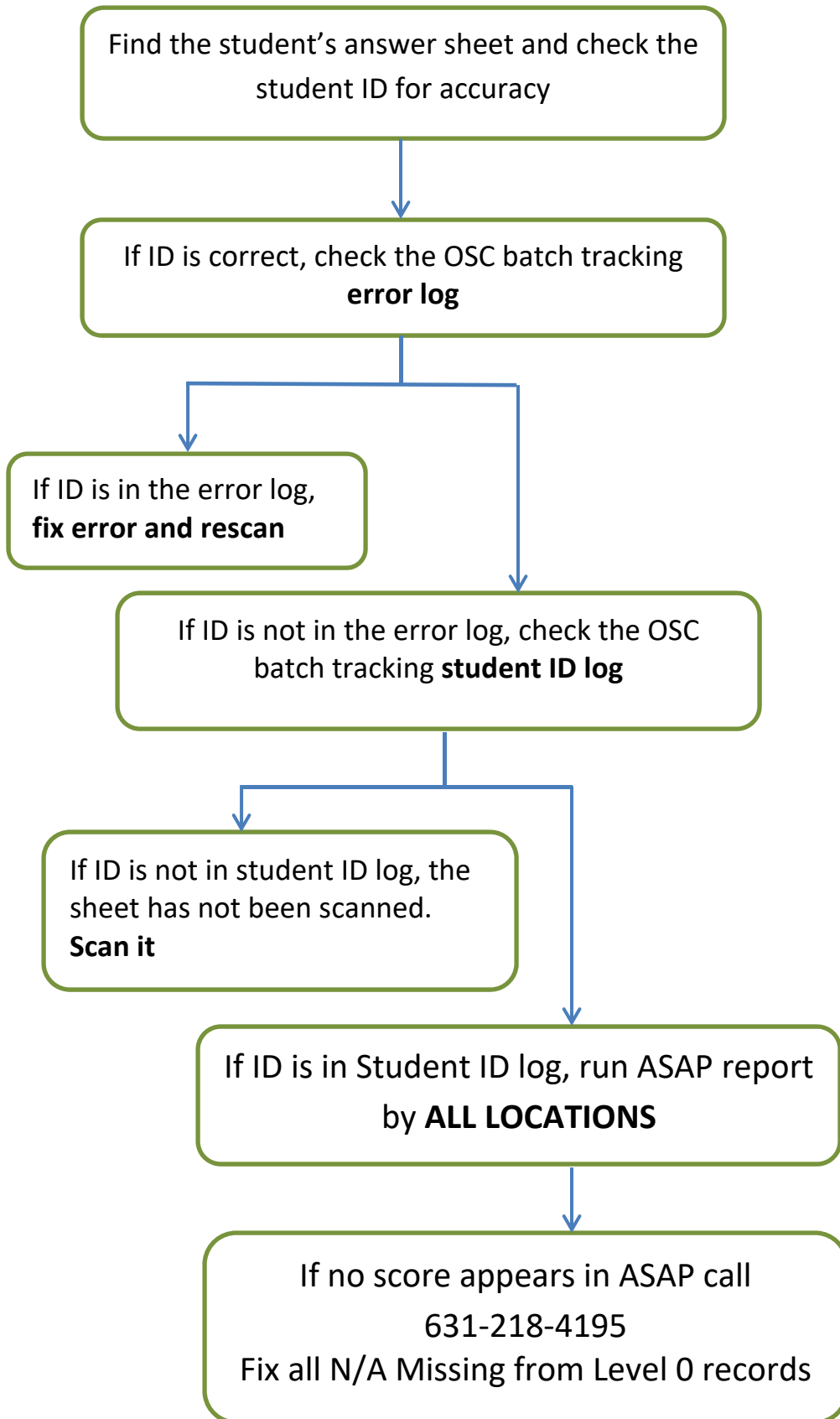
Step 5

Run the **ASAP Student List by Teacher** report. All scan records that were missing from level 0 at the time of processing will show a student name of **N/A** and teacher name of **MISSING FROM LEVEL 0**. Please check the student ID for accuracy and Level 0 for completeness.



Subject: Regents Phy Set/Chemistry - Aug			Test Date: 2015-08-13		
Sample Location					
Teacher: MISSING FROM LEVEL 0					
	Student Id	Student Name	Grade	Scaled Score	Perf. Level
1	001002776	N/A	12	73	03
2	001009903	N/A	12	71	03
3	000301943	N/A	12	67	03
4	041622433	N/A	12	64	02
5	031622140	N/A	12	60	02
	Count = 5		Average	67.00	

How to Troubleshoot a Missing Regents Score





The University of the State of New York
REGENTS HIGH SCHOOL EXAMINATION



The top portion of the sheet is
important for printing and
sorting only

ENGLISH LANGUAGE ARTS

Wednesday, June 19, 2019 — 9:15 a.m. to 12:15 p.m., only

ANSWER SHEET

Student Cooper, Sheldon

Grade 10

If the student's name is NOT pre-printed, write it on the line above AND write the local STUDENT ID in the box at the lower left.

Teacher Wolowitz

District District of Enrollment

Course
Section 10211-1

School RSS BOCES

Use blue or black ink. Make no stray marks.

Shade circles completely as shown here: ○ ● ○ ○

To change an answer, cross out first choice and fill in new choice: ○ ✕ ○ ●

Your answers to the multiple choice questions for Part 1 must be recorded on this answer sheet.

Answer all 24 questions in this part.

Part 1

1. ○ 1 ○ 2 ○ 3 ○ 4	9. ○ 1 ○ 2 ○ 3 ○ 4	17. ○ 1 ○ 2 ○ 3 ○ 4
2. ○ 1 ○ 2 ○ 3 ○ 4	10. ○ 1 ○ 2 ○ 3 ○ 4	18. ○ 1 ○ 2 ○ 3 ○ 4
3. ○ 1 ○ 2 ○ 3 ○ 4	11. ○ 1 ○ 2 ○ 3 ○ 4	19. ○ 1 ○ 2 ○ 3 ○ 4
4. ○ 1 ○ 2 ○ 3 ○ 4	12. ○ 1 ○ 2 ○ 3 ○ 4	20. ○ 1 ○ 2 ○ 3 ○ 4
5. ○ 1 ○ 2 ○ 3 ○ 4	13. ○ 1 ○ 2 ○ 3 ○ 4	21. ○ 1 ○ 2 ○ 3 ○ 4
6. ○ 1 ○ 2 ○ 3 ○ 4	14. ○ 1 ○ 2 ○ 3 ○ 4	22. ○ 1 ○ 2 ○ 3 ○ 4
7. ○ 1 ○ 2 ○ 3 ○ 4	15. ○ 1 ○ 2 ○ 3 ○ 4	23. ○ 1 ○ 2 ○ 3 ○ 4
8. ○ 1 ○ 2 ○ 3 ○ 4	16. ○ 1 ○ 2 ○ 3 ○ 4	24. ○ 1 ○ 2 ○ 3 ○ 4

Total Multiple
Choice Score

Write your answers to Parts 2 and 3 in the essay booklet.

The declaration below must be signed when you have completed the examination.

I do hereby affirm, at the close of this examination, that I had no unlawful knowledge of the questions or answers, and that I neither gave nor received assistance in answering any of the questions.

The Student ID must match the
District of Enrollment Student ID

The District ID must match the
District of Enrollment Student ID

Signature

Local Student ID

If the student's name is not pre-printed on the line
at the top, write it on the line AND
write the local STUDENT ID in the box below.



Do not write on bar codes



13619





REGENTS DATA LOADING SERVICE

The completion of this form indicates subscription to the Student Data Services Regents.
The cost of this service which includes the June 2022 Regents exam period is \$500.

DISTRICT NAME: _____

CONTACT NAME: _____

TITLE: _____

PHONE: _____

STUDENT MANAGEMENT SYSTEM (check one):

☐

Infinite Campus

☐

eSchool

☐

PowerSchool

☐

SchoolTool

**This service allows Student Data Services to load all Regents exam scores
directly to Level 0 and Level 1**

The _____ School District understands that they are
responsible for verifying the accuracy of all Regents scores via L2RPT.

Signature

Date

Please email the completed form to Bill Ritchie or Barbara Ball at britchie@esboces.org
or bball@esboces.org.

Please call (631) 218-4195 with any questions



AP Advantage DATA LOADING SERVICE

The completion of this form indicates subscription to the Student Data Services AP Advantage Data Loading Service for the 2021-2022 school year at a cost of \$2,000.00.

This service includes matching students to their AP Scores, posting data to Level 0 and Level 1, and creating SMS specific files.

DISTRICT NAME: _____

CONTACT NAME: _____

TITLE: _____

PHONE/EMAIL: _____

STUDENT MANAGEMENT SYSTEM (check one):

☐

Infinite Campus

☐

eSchool

☐

PowerSchool

☐

SchoolTool

The _____ School District understands that this service allows Student Data Services to load all Advanced Placement exam scores directly to Level 0 and Level 1 and that they are responsible for verifying the accuracy of all AP scores.

Signature

Date

Please email the completed form to DWTShelp@esboces.org



NYSED Updates

May 11, 2022 DDC Meeting

NYS Science 5/8 Testing 2024

- The Elementary- and Intermediate-level Science Tests will be administered in Grades 5 and 8, in Spring 2024
- In order to prepare for these tests with authentic, hands-on laboratory experiences, students will participate in a series of required activities called *Investigations*
- Principals will be able to access and download the *Investigations* files using the exam ordering portal through
- Copies of the Student Directions and Student Answer Packets in alternate languages and Unified English Braille may be requested by contacting the Office of State Assessment at emscassessinfo@nysed.gov

NYSAA 1% Cap Justification

- All LEAs exceeding 1.0 percent (See Attached Spreadsheet) must provide information justifying the need to assess more than 1.0 percent of their students with the NYSAA
 - The NYSAA Justification and Assurance form is available in the IRS Data Exchange (IDEx)
 - The LEA's justification must be based on analyses, including data, to identify possible root causes and factors contributing to the LEA exceeding the 1.0 percent threshold
 - [1% Justification Resources](#)
 - The completed form must be submitted via IDEx no later than **June 17, 2022**

Update on Remote Instruction

- Expand the use of remote instruction due to emergency closures
 - NYSED has expanded the list of acceptable reasons for remote instruction
- An updated definition of Remote Instruction
 - Remote instruction means instruction provided by an appropriately certified teacher who is not in the same in-person physical location as the student(s)
- Remote instruction **shall encompass synchronous instruction** provided through digital video-based technology and **may also include** asynchronous instruction intended to **complement** synchronous instruction

Update on Remote Instruction (Cont.)

- The addition of remote instruction to district/school safety plans
 - Starting with the 2023-2024 school year district-wide school safety plans shall include plans for the provision of remote instruction during any emergency school closure
 - The public will have an opportunity to provide feedback on such plans for remote instruction prior to their adoption School districts must accept public comment at least 30 days prior to their adoption
 - Districts must convene at least one public hearing that allows for the participation of school personnel, parents, students and any other interested parties

Update on Remote Instruction (Cont.)

- Remote Instruction Emergency Plans will include
 - Policies and procedures to ensure computing devices will be made available to students or other means by which students will participate in **synchronous** instruction
 - Expectation that asynchronous instruction is **supplementary** to synchronous instruction
 - A description of how instruction will occur for those students for whom remote instruction by digital technology is not available or appropriate
 - A description of how special education and related services will be provided to students with disabilities, in accordance with their IEPs

- Districts/Schools must survey students and parents to obtain information on student access to inform the emergency plan expectations for school staff as to the proportion of time spent in synchronous and asynchronous instruction
- The Student Digital Access Survey (Formerly the Student Digital Equity Survey) will be a yearly data submission no later than June 30
 - Beginning in the 2022-2023 school year, each chief executive officer shall report to the Commissioner, no later than June 30 of each school year

Financial Transparency 2020-21 Release

- **The Financial Transparency Report** provides information to the public of the per pupil expenditures for charter schools, traditional public schools as well as district averages that may be higher or lower than an individual school
 - This report replaces the Fiscal Transparency report from past iterations of the School Report Card
- The report provides two financial views:
 - The first view provides the total spending of the per pupil expenditure that is being spent on instruction and administration
 - The second view provides the same expenditures reporting in view one but is disaggregated by local, state, federal, or other revenue source.
 - The report also provides details of the per pupil spending in selected program areas at the school and district levels. The report publicly displays other spending excluded from the per pupil expenditures CES fulltime, services provided to nonpublic or charter schools, prekindergarten

CEIS/CCEIS

Coordinated Early Intervening Services

and Comprehensive Coordinating
Early Intervening Services

CEIS vs Comprehensive CEIS – What's new with the reserve?

CEIS

- **Voluntary** reserve
- Not significantly disproportionate
- Children in K-12
- Children without disabilities/IEPs
- Must track and report students who receive the services

Comprehensive CEIS or CCEIS

- **Required** reserve
- Identified with significant disproportionality in identification, placement, and/or discipline
- Children **ages 3 up** through grade 12
- Children **with or without IEPs** but not exclusively children with disabilities
- Must track and report students who receive the services

Comprehensive CEIS (CCEIS) Defined by Regulations

A broad range of activities that include:

- professional development and
 - educational and behavioral
 - evaluations, services, and supports,
 - e.g. functional behavioral assessments, behavioral interventions plans, and positive behavioral interventions and supports.
 - ADDRESSING FACTORS leading to disproportionality
 - Examples:
 - Lack of access to quality instruction;
 - economic, cultural, or linguistic barriers to appropriate identification or placement;
 - lack of access to screenings.
-

Comprehensive CEIS (CCEIS) Defined by Regulations

- As part of implementing comprehensive CEIS, an LEA must identify and address the factors contributing to the significant disproportionality. (81 FR 243, pg. 92378)
- New § 300.646(d)(1)(iii), requires an LEA, in implementing comprehensive CEIS, to address any policy, practice, or procedure it identifies as contributing to significant disproportionality, including any policy, practice or procedure that results in a failure to identify, or the inappropriate identification of, a racial or ethnic group (or groups). (81 FR 243, pg. 92378)
- The LEA has discretion as to how to address the policy, practice, or procedure, including by eliminating, revising or changing how it is implemented, as long as it does so in a manner consistent with the requirements of the IDEA and its implementing regulations. (See 34 C.F.R. §300.646(d)(1)(iii).)
- New § 300.646(e) clarifies that *LEAs that serve only children with disabilities* are not required to reserve IDEA Part B funds for comprehensive CEIS. (81 FR 243, pg. 92378)

Comprehensive CEIS (CCEIS)

Amended § 300.646(b) (2) (new § 300.646(d))

Who may receive Comprehensive CEIS (when an LEA has been identified with significant disproportionality)?

- Children from age 3 through grade 12, regardless of whether they are children with disabilities, and,
 - May not serve only children with disabilities
 - The LEA may distribute the IDEA Part B funds reserved for comprehensive CEIS to its schools to carry out comprehensive CEIS, and the LEA retains discretion about how to allocate those funds within the LEA. As such, if an LEA determines that it is best able to address the factors contributing to the identified significant disproportionality by providing a portion of its reserved funds to a particular subset of schools for comprehensive CEIS, it is permitted to do so.
 - In contrast, a district that ***voluntarily*** reserves CEIS may not serve children younger than Kindergarten or children with IEPs with the funds.
-

Comprehensive CEIS (CCEIS)

Amended § 300.646(b) (2) (new § 300.646(d))

Implications for IEPs

- If comprehensive CEIS funds are used to provide services that address factors contributing to the significant disproportionality identified by the State, then the fact that those services are also identified in some children's IEPs does not make the services impermissible or the expenditures improper.
 - However, we generally would not expect that using comprehensive CEIS funds for the purpose of providing services already identified on a child's IEP would address factors contributing to the significant disproportionality identified by the State.
 - An LEA may use comprehensive CEIS funds for functional behavioral assessments and behavioral intervention plans, but only to the extent that it is doing so to address the factors identified by the LEA as contributing to the significant disproportionality identified by the State.
-

CEIS Activities Defined by Regulations [34 CFR 300.226(b)] [20 U.S.C. 1413(f)(2)]

- Professional development for teachers and other school staff to enable such personnel to deliver scientifically based academic and behavioral interventions, including scientifically based literacy instruction, and, where appropriate, instruction on the use of adaptive and instructional software; and
- Providing educational and behavioral evaluations, services, and supports, including scientifically based literacy instruction.
- When district voluntarily reserve EIS funds

CEIS Guidance

Who may receive CEIS - a voluntary reserve?

- Children who are not yet in kindergarten may not receive CEIS.
 - Children with IEPs may not receive CEIS
 - An LEA determines which students need additional support.
 - For example, an LEA might consider factors such as performance on reading or math assessments, disciplinary referrals, or suspension and expulsions.
 - If an LEA chooses to use CEIS funds to support school-wide interventions, it must be able to provide documentation that CEIS funds were used to provide services only to students in need of additional support and that other funds were used to fund the school-wide intervention for special education students and students who do not need additional support.
-

CEIS Guidance

How should an LEA count and track students who received CEIS when funds are used for professional development or a school-wide intervention initiative?

- It would be appropriate for an LEA to count, and subsequently track for **two years**, the number of students in need of additional support who received instruction from personnel who participated in the professional development program.
- **It would not be appropriate to count every student who was taught by these personnel if some of the students were not in need of additional support or were receiving special education services.**
- An LEA should only count the students and the personnel who participated in the professional development program **in the year(s) of or the year(s) immediately after the training**, rather than counting the students and those personnel each year after the training.

CEIS Guidance

How should an LEA count and track students who received CEIS when funds are used to provide behavioral and educational evaluations?

- LEAs may use CEIS funds to provide behavioral and educational evaluations to determine the supports that are needed by students to succeed in a general education environment.
 - However, funds may not be used for evaluations that are intended for use in determining eligibility for special education and related services.
 - Students who are evaluated to determine the supports necessary for success in a general education environment should be counted as receiving CEIS in the year of or the year immediately following the evaluation and tracked for the following two years.
-

CEIS Guidance

What are the supplement not supplant requirements for CEIS funds?

- Must be used to supplement State, local, and other Federal funds and not to supplant those funds. This requirement applies to all Part B funds including any used for CEIS.
 - In addition, 34 CFR §300.226(e) states that CEIS funds may be used to carry out CEIS aligned with activities funded and carried out under the ESEA if those funds are used to supplement, and not supplant, funds made available under the ESEA for the activities and services assisted using CEIS funds.
-

Resources on disproportionality and Comprehensive CEIS

- Significant Disproportionality 101 Presentation

<https://www.youtube.com/watch?v=g8xbJr9QruE&feature=youtu.be>

This 30 minute, pre-recorded *Significant Disproportionality 101* presentation provides a more detailed description of the significant disproportionality regulation. We encourage you to watch this presentation if you would like to learn about more detailed, foundational information. You can also view the [PowerPoint presentation](#) for this event.

- Fact Sheet: Equity in IDEA

<https://www.ed.gov/news/press-releases/fact-sheet-equity-idea>

This fact sheet from the U.S. Department of Education provides background on the topic of significant disproportionality and summarizes the new regulations.

- Dear Colleague Letter: Preventing Racial Discrimination in Special Education

<https://www2.ed.gov/about/offices/list/ocr/letters/colleague-201612-racedisc-special-education.pdf>

This letter addresses the issue of significant disproportionality and provides guidance to States, districts, and schools regarding this topic.

- U.S. Department of Education's Rethinking Discipline Webpage

<https://www2.ed.gov/policy/gen/guid/school-discipline/index.html>

This webpage links to several federal resources and guidance documents related to the issue of significant disproportionality and equitable discipline practices.

- Resources on CEIS from the Center for IDEA Fiscal Reporting

<http://ciffr.wested.org/resources/ceis/>

This page contains information on CEIS and related requirements.

Resources on disproportionality and Comprehensive CEIS

- IDEA Data Center's FAQ on Navigating CEIS

https://ideadata.org/files/resources/55354d14140ba0253f8b45b0/5543c5bc140ba0346f8b45dd/42820_idc_moe_ceis_faqs_v8for508/2015/05/01/42820_idc_moe_ceis_faqs_v8for508.pdf

This document focuses on helping State Education Agencies (SEAs) and Local Education Agencies (LEAs) understand CEIS and its reporting requirements.

- CEIS Guidance Document from the U.S. Department of Education

https://www2.ed.gov/policy/speced/guid/idea/ceis_pg3.html

This document provides an overview of CEIS and offers guidance to stakeholders about how CEIS may be used to address significant disproportionality.

- IDC's Resources on Disproportionality

<https://ideadata.org/resource-library/listing/?search=&indicators=all&topics=569933ee150ba0114f8b45c7>

This page lists resources developed by IDC and IDC partners on the topic of disproportionality, including white papers, presentations, rubrics and other tools.

- New York University's Technical Assistance Center on Disproportionality: Identifying the Root Causes of Disproportionality

https://steinhardt.nyu.edu/scmsAdmin/media/users/ll81/Identifying_the_Root_Causes_of_Disproportionality.pdf

This resource aims to help personnel from State and district education agencies identify the root causes of disproportionality at the district level.

- CEEDAR Innovation Configuration on Culturally Responsive Teaching

<http://cedar.education.ufl.edu/wp-content/uploads/2014/08/culturally-responsive.pdf> This paper

features an innovation configuration (IC) matrix that can guide teacher preparation professionals in the development of appropriate culturally responsive teaching (CRT) content.



eSchool Training

(WHB) Raymond A. DeFeo Admin Bldg
215 Old Riverhead Rd, WHB, NY 11978
Helpdesk Phone Number: 631-844-5722



Educational Services That Transform Lives

Spring 2022 Class Schedule

Class descriptions can be found on Data Central
as well as on the eSchool eBoard at <http://www.eschooldata.esb.site.eboard.com>

There is no charge for districts participating in our support service.
If your district does not participate in our support service the cost for each class is:
Half Day - \$300 / Full Day - \$500.

January 13, 2022	eSD Course Requests	9:00-11:00	On-Line
January 27, 2022	eSD Secondary Scheduling Basic	9:00-10:30	On-Line
	eSD Secondary Scheduling Advanced	10:30-12:00	On-Line
February 16, 2022	eSD Secondary Scheduling Basic	9:00-10:30	On-Line
	eSD Secondary Scheduling Advanced	10:30-12:00	On-Line
February 24, 2022	On-Line Registration	9:00-11:00	On-Line
March 7, 2022	eSD Security	9:00-11:00	On-Line
March 17, 2022	eSD Custom Reports	9:00-11:00	On-Line
March 24, 2022	Administrator	9:00-11:00	On-Line
March 31, 2022	Data Clean Up	9:00-10:00	On-Line
April 4, 2022	eSD Parent Portal	9:00-11:00	On-Line
April 21, 2022	eSD Grade Advancement	9:00-11:00	On-Line
May 16, 2022	eSD Elementary Class Placement	9:00-11:00	On-Line
June 1, 2022	Summer School	9:00-11:00	On-Line

Advance registration is required

Only registered participants will be admitted. Registration is required 48 hours in advance of the class.
To register online, please visit <http://datacentral.esboces.org> and select the Events Tab on the menu bar at the top.
Choose the event for which you want to register and click on the "Click Here to Register" link.

This will open up My Learning Plan. Click on the ENROLL button.
If you need assistance, or have any questions, please contact Elaine Conlin.

Student Data Services

Elaine Conlin - Program Administrator
(631-844-5750)

Eastern Suffolk BOCES does not discriminate against any employee, student, applicant for employment, or candidate for enrollment on the basis of gender, race, color, religion or creed, age, weight, national origin, marital status, disability, sexual orientation, military or veteran status, domestic violence victim status, genetic predisposition or carrier status, or any other classification protected by Federal, State, or local law. This policy of nondiscrimination includes: access by students to educational programs, student activities, recruitment, appointment and promotion of employees, salaries, pay, and other benefits. ESBOCES also provides equal access to the Boy Scouts and other designated youth groups. ESBOCES fully complies with all applicable rules and regulations pertaining to civil rights for students and employees (e.g., Title IX of the Education Amendments of 1972, § 504 of the Rehabilitation Act of 1973, Titles VI and VII of the Civil Rights Act of 1964, Dignity for All Students Act, § 303 of Age Discrimination Act of 1975, the Americans with Disabilities Act of 1990, and the Boy Scouts of America Equal Access Act of 2001). Inquiries regarding the implementation of the above laws should be directed to either of ESBOCES Civil Rights Compliance Officers at ComplianceOfficers@esboces.org: the Assistant Superintendent for Human Resources, 631-687-3029, or the Associate Superintendent for Educational Services, 631-687-3056, 201 Sunrise Highway, Patchogue, NY 11772. Inquiries may also be addressed to the Office for Civil Rights at the US Department of Education, 32 Old Slip, 26th Floor, New York, NY 10005, 646-428-3800, OCR.NewYork@ed.gov.



eSchool Training
 (ISCS) Instructional Support Center @ Sequoya
 750 Waverly Ave, Holtsville, NY 11742
 (WHB) Raymond A. DeFeo Admin Bldg
 215 Old Riverhead Rd, Westhampton Beach, NY 11978
Helpdesk Phone Number: 631-844-5722



Educational Services That Transform Lives

Summer/Fall 2022 Class Schedule

Class descriptions can be found on Data Central
 as well as on the eSchool eBoard at <http://www.eschooldata.esb.site.eboard.com>

There is no charge for districts participating in our support service.
 If your district does not participate in our support service the cost for each class is:
 Half Day - \$300 / Full Day - \$500.

July 20, 2022	eSD Registration	9:00-12:00 ONLINE
August 11, 2022	eSD Basic Overview	9:00-12:00 ONLINE
August 17, 2022	eSD Attendance	9:00-11:00 ONLINE
August 29, 2022	eSD Teacher Connect Elementary	9:00-12:00 ONLINE
August 30, 2022	eSD Teacher Connect Secondary	9:00-12:00 ONLINE
September 20, 2022	eSD Guidance	9:00-11:00 ONLINE
September 29, 2022	eSD Health	9:00-11:00 ONLINE
October 6, 2022	eSD Administrative Assistant	9:00-11:00 ONLINE
October 11, 2022	eSD Administrator	9:00-12:00 ONLINE
October 18, 2022	eSD Grade Reporting and Setup	9:00-11:00 ONLINE
October 24, 2022	eSD Security	9:00-11:00 ONLINE
October 27, 2022	eSD USER MEETING	9:00-12:00 ONLINE
November 3, 2022	eSD Student Status	9:00-11:00 ONLINE
November 9, 2022	eSD Discipline	9:00-12:00 ONLINE
November 15, 2022	eSD Portal	9:00-12:00 ONLINE
November 17, 2022	eSD Custom Reports	9:00-12:00 ONLINE

Student Data Services
 Elaine Conlin - Program Administrator
 (631-844-5750)

Eastern Suffolk BOCES does not discriminate against any employee, student, applicant for employment, or candidate for enrollment on the basis of gender, race, color, religion or creed, age, weight, national origin, marital status, disability, sexual orientation, military or veteran status, domestic violence victim status, genetic predisposition or carrier status, or any other classification protected by Federal, State, or local law. This policy of nondiscrimination includes: access by students to educational programs, student activities, recruitment, appointment and promotion of employees, salaries, pay, and other benefits. ESBOCES also provides equal access to the Boy Scouts and other designated youth groups. ESBOCES fully complies with all applicable rules and regulations pertaining to civil rights for students and employees (e.g., Title IX of the Education Amendments of 1972, § 504 of the Rehabilitation Act of 1973, Titles VI and VII of the Civil Rights Act of 1964, Dignity for All Students Act, § 303 of Age Discrimination Act of 1975, the Americans with Disabilities Act of 1990, and the Boy Scouts of America Equal Access Act of 2001). Inquiries regarding the implementation of the above laws should be directed to either of ESBOCES Civil Rights Compliance Officers at ComplianceOfficers@esboces.org: the Assistant Superintendent for Human Resources, 631-687-3029, or the Associate Superintendent for Educational Services, 631-687-3056, 201 Sunrise Highway, Patchogue, NY 11772. Inquiries may also be addressed to the Office for Civil Rights at the US Department of Education, 32 Old Slip, 26th Floor, New York, NY 10005, 646-428-3800, OCR.NewYork@ed.gov.



Educational Services That Transform Lives

Synergy Training
(WHB) Raymond A. DeFeo Admin Bldg
215 Old Riverhead Rd, Westhampton Beach, NY 11978
Helpdesk Phone Number:
631-844-5726



2022 Webinars

Edupoint offers ongoing webinars at no cost for districts that subscribe to their Student Management System. To register, visit <https://www.edupoint.com/Services/Training/Webinar-Registration>

NYS Monthly Webinar Series - 5/12 & 6/9, 10:30

Closing out the school year: Part 1 - 5/17, 4:00
Year end status update for Graduates: Part 2 - 5/19, 4:00

Finalizing Student Transcripts - 5/20, 1:00

Timesaving Tips from Power Users - 5/24, 12:00

Assessment Training Session –5/25, 1:30

Gradebook Training Session - 5/26, 2:00

MTSS Screener – 6/2, 2:30

Advance registration is required

Student Data Services
Elaine Conlin - Program Administrator
(631-844-5750)

Eastern Suffolk BOCES does not discriminate against any employee, student, applicant for employment, or candidate for enrollment on the basis of gender, race, color, religion or creed, age, weight, national origin, marital status, disability, sexual orientation, military or veteran status, domestic violence victim status, genetic predisposition or carrier status, or any other classification protected by Federal, State, or local law. This policy of nondiscrimination includes: access by students to educational programs, student activities, recruitment, appointment and promotion of employees, salaries, pay, and other benefits. ESBOCES also provides equal access to the Boy Scouts and other designated youth groups. ESBOCES fully complies with all applicable rules and regulations pertaining to civil rights for students and employees (e.g., Title IX of the Education Amendments of 1972, § 504 of the Rehabilitation Act of 1973, Titles VI and VII of the Civil Rights Act of 1964, Dignity for All Students Act, § 303 of Age Discrimination Act of 1975, the Americans with Disabilities Act of 1990, and the Boy Scouts of America Equal Access Act of 2001). Inquiries regarding the implementation of the above laws should be directed to either of ESBOCES Civil Rights Compliance Officers at ComplianceOfficers@esboces.org: the Assistant Superintendent for Human Resources, 631-687-3029, or the Associate Superintendent for Educational Services, 631-687-3056, 201 Sunrise Highway, Patchogue, NY 11772. Inquiries may also be addressed to the Office for Civil Rights at the US Department of Education, 32 Old Slip, 26th Floor, New York, NY 10005, 646-428-3800, OCR.NewYork@ed.gov.



Schooltool
DAB - Raymond A DeFeo Bldg
215 Old Riverhead Rd, WHB NY 11978
Schooltool Helpdesk - 631-844-5724
Helpdesk Email - schooltoolhelp@esboces.org



Educational Services That Transform Lives

Are you ready for Grade Advancement?
Email or call to set up your one-on-one
Grade Advancement Training now!

Schooltool Flex Training
for 2021-2022 & 2022-2023!

With these fluid times we still find ourselves in, the ESBOCES Schooltool Help Desk is happy to offer Flex Training for our districts. Let us know what training or “refreshing” your district requires (**7-day prior notice required & one topic per webinar**) and we will prepare and schedule the requested virtual webinars.

Flexible/Virtual-Only
Workshops & Trainings

Due to the current circumstances, all trainings, workshops and meetings will be held virtually for the foreseeable future.

Student Data Services
Elaine Conlin, Program Administrator
631-844-5750


Eastern Suffolk BOCES does not discriminate against any employee, student, applicant for employment, or candidate for enrollment on the basis of sex, gender, race, color, religion or creed, age, weight, national origin, marital status, disability, sexual orientation, gender identity or expression, transgender status, military or veteran status, domestic violence victim status, genetic predisposition or carrier status, or any other classification protected by Federal, State, or local law. This policy of nondiscrimination includes: access by students to educational programs, student activities, recruitment, appointment and promotion of employees, salaries, pay, and other benefits. ESBOCES also provides equal access to the Boy Scouts and other designated youth groups. ESBOCES fully complies with all applicable rules and regulations pertaining to civil rights for students and employees (e.g., Title IX of the Education Amendments of 1972, §504 of the Rehabilitation Act of 1973, Titles VI and VII of the Civil Rights Act of 1964, Dignity for All Students Act, §303 of Age Discrimination Act of 1975, the Americans with Disabilities Act of 1990, and the Boy Scouts of America Equal Access Act of 2001). Inquiries regarding the implementation of the above laws should be directed to either of the ESBOCES Civil Rights Compliance Officers at ComplianceOfficers@esboces.org; the Assistant Superintendent for Human Resources, 631-687-3029, or the Associate Superintendent for Educational Services, 631-687-3056, 201 Sunrise Highway, Patchogue, NY 11772. Inquiries may also be addressed to the Office for Civil Rights at the US Department of Education, 32 Old Slip, 26th Floor, New York, NY 10005, 646-428-3800, OCR.NewYork@ed.gov.



Eastern Suffolk
BOCES

ClearTrack²⁰⁰

*ClearTrack online
course offerings*



Educational Services That Transform Lives

There is no charge for these classes for districts participating in our support.

*If your district does not participate in our support, the cost for each class is as follows:

Half Day - \$330.00/Full Day - \$550.00



Until further notice, we will be presenting our **ClearTrack Special Education Class Workshops conveniently on line via Zoom Remote Learning**. All trainings will be using web-conferencing software that will allow you the choice of either one on one or group training. This will allow you to join at a pre-scheduled time and ultimately allows for better time management and flexibility.

Date	Training/Class	Brief Description
Anytime	Security	How to modify screen access and student access.
Anytime	New User Training for Office Staff	Learn basic navigation, shortcuts, data entry procedures.
Anytime	Query Lookup/Custom Reports	Learn to use and modify the customizable Query Lookup utilities (Demographics, Evaluations, Meetings, Services, Statistics). This class will also teach how to create and export custom queries.
Anytime	Custom Letters and Documents	Learn how to create, upload and modify your own custom letters and documents.
Anytime	New enhancements	A review of the latest features that have been added to ClearTrack.
End of Sept. through Start of Jan.	October Snapshot reporting for the Data Warehouse	This class is a short review of how to generate reports and exports for use in reporting data to the Data Warehouse. VR1-9
May through July	Year-End Reporting for the Data Warehouse	A review of the reports and exports for use in reporting data to Warehouse and PD data system. Events extracts, Year-end snapshot, Preschool Outcomes, and Suspension.

***Call or email to schedule an online training
Steve, Janet, or Irene - 631-844-5720 - spedhelp@esboces.org***

***Sharon Mayrant, Administrative Coordinator
Student Data Services
631-844-5756***


Eastern Suffolk BOCES does not discriminate against any employee, student, applicant for employment, or candidate for enrollment on the basis of sex, gender, race, color, religion or creed, age, weight, national origin, marital status, disability, sexual orientation, gender identity or expression, transgender status, military or veteran status, domestic violence victim status, genetic predisposition or carrier status, or any other classification protected by Federal, State, or local law. ESBOCES also provides equal access to the Boy Scouts and other designated youth groups. Inquiries regarding the implementation of the applicable laws should be directed to either of the ESBOCES Civil Rights Compliance Officers at ComplianceOfficers@esboces.org; the Assistant Superintendent for Human Resources, 631-687-3029, or the Associate Superintendent for Educational Services, 631-687-3056, 201 Sunrise Highway, Patchogue, NY 11772. Inquiries may also be addressed to the Office for Civil Rights at the US Department of Education, 32 Old Slip, 26th Floor, New York, NY 10005, 646-428-3800, OCR.NewYork@ed.gov



Eastern Suffolk
BOCES



Frontline IEP Trainings



Educational Services That Transform Lives

There is no charge for these classes for districts participating in our support.

*If your district does not participate in our support, the cost for each class is as follows:

Half Day - \$330.00/Full Day - \$550.00



Until further notice, we will be presenting our **Frontline Special Education Class Workshops conveniently on line via Zoom Remote Learning**. All trainings will be using web-conferencing software that will allow you the choice of either one on one or group training. This will allow you to join at a pre-scheduled time and ultimately allows for better time management and Flexibility.

Date	Training/Class	Brief Description
Anytime	New User Training for Central Office Personnel	This class is for all new Frontline IEP users. We will navigate through the software to gain a better understanding of how this program works including understanding the graphic & format indicators, generating letters and reports, creating & finalizing IEP documents.
Anytime	Listings and Selects	A Listing is a query of the information & data that is stored in a student's document or record within the district's Frontline IEP database. These can be used for informational purposes to create checklists, or to be sure that your data is clean and uniform. Please feel free to bring ideas for listings and selects you may wish to create for your district.
End of Sept. through Start of Jan.	October Snapshot Reporting for the Data Warehouse	This class is a short review of how to generate reports and exports for use in reporting data to the Data Warehouse. VR1-9
Anytime	Custom Letters	Learn how to create, upload and modify your own Custom Letters.
Start of Jan. through March	Annual Review Prep	A review of the Frontline Annual Review prep guide. (District/Agency Preferences, School Year Calendars, School Closings and BOE Dates, Recommended School Information, etc.)
May through July	Year-End Reporting for the Data Warehouse	A review of the reports and exports for use in reporting data to Warehouse and PD data system. Events extracts, Year-end snapshot, Preschool Outcomes, and Suspension.

Call or email to schedule an online training
Steve, Janet, or Irene - 631-844-5720 - spedhelp@esboces.org

Sharon Mayrant, Administrative Coordinator
Student Data Services
631-844-5756

Eastern Suffolk BOCES does not discriminate against any employee, student, applicant for employment, or candidate for enrollment on the basis of sex, gender, race, color, religion or creed, age, weight, national origin, marital status, disability, sexual orientation, gender identity or expression, transgender status, military or veteran status, domestic violence victim status, genetic predisposition or carrier status, or any other classification protected by Federal, State, or local law. ESBOCES also provides equal access to the Boy Scouts and other designated youth groups. Inquiries regarding the implementation of the applicable laws should be directed to either of the ESBOCES Civil Rights Compliance Officers at ComplianceOfficers@esboces.org; the Assistant Superintendent for Human Resources, 631-687-3029, or the Associate Superintendent for Educational Services, 631-687-3056, 201 Sunrise Highway, Patchogue, NY 11772. Inquiries may also be addressed to the Office for Civil Rights at the US Department of Education, 32 Old Slip, 26th Floor, New York, NY 10005, 646-428-3800, OCR.NewYork@ed.gov

*PowerSchool “Personalized” Training *

We will provide training tailored to your district’s needs via zoom. Individuals or groups welcome. Please contact us to set up a date and time for your training.

Tues. & Weds. April 5 & 6, 2022	PowerScheduler Workshop w/Gerry Mullady *Workshop via Zoom, subject to change*	8:30 to 3:00
Wednesday May 4, 2022	PowerScheduler Workshop w/Gerry Mullady *Workshop via Zoom, subject to change*	8:30 to 3:00
Thursday May 19, 2022	Long Island PowerSchool User Meeting “In Person”	8:30 to 11:30
Tuesday May 24, 2022	PowerSchool End of Year Preparation Workshop “Zoom Format”	9:00 to 10:30
Tues, Wed, Thurs July & August	End of Year Process Workshop Please schedule your dates via phone or email “In Person or Zoom Available”	8:30 to 12:00
Thursday August 25, 2022	PowerSchool Beginning of Year Preparation Workshop “Zoom Format”	9:00 to 10:30

There is no charge for these classes for districts participating in our support.
If your district does not participate in our support, the cost for each class is as follows:
Half Day - \$300.00 / full Day - \$500.00

Advance registration is required. No walk-ins please.

Due to limited seating, registration is required 48 hours in advance of the class.

To register online, please visit <http://datacentral.esboces.org> and select the Events Tab on the menu bar at the top.

Choose the event for which you want to register and click on the “Click Here to Register” link.

This will open up My Learning Plan. Click on the ENROLL button.

Student Data Services

Elaine Conlin - Program Administrator
(631)-844-5750